


# Copperas Cove Police Department



## Annual Report 2007

*Copperas Cove  
Police Department*

*2007*

*Annual Report*

*Tim Molnes  
Chief of Police*



“The City Built for Family Living”

Police Department

To The Honorable Mayor, City Council, City Manager, and Citizens of Copperas Cove:

It is again with pleasure that I present to you the Copperas Cove Police Department’s Annual Report for calendar year 2007. This report is designed to inform you about the function and efforts of our Police Department. In reviewing this report, you may discover aspects of the Police Department that you were not previously aware of. It is our intention to serve the citizens of this community in the most professional, effective, and efficient manner possible. This annual report marks the twenty-third year that such a report has been compiled and made available.

As we are all aware, no community is immune from crime. For calendar year 2007, Copperas Cove realized a 6% increase in the number of Part I Crimes reported to our agency. In examining the numbers, a total of 1,348 Part I Crimes were reported. This is an increase of 74 reported Part I Crimes compared to calendar year 2006. Of the Part I Crimes reported, our clearance rate for Part I Crimes was approximately 20%. Using the latest figures published by the Texas Department of Public Safety for calendar year 2006, the average clearance rate of Part I Crimes in the State of Texas was 17%.

In the area of Part II Crimes for this same period, we realized a decrease of approximately 11% in the number of reports filed with our agency. Again, in examining the numbers, this is a decrease of 481 crimes. The clearance rate for Part II Crimes for calendar year 2007 was 64%.

With an increase in Part I Crimes and a decrease in Part II Crimes, Copperas Cove realized an overall decrease in total crimes of 8%.

During calendar year 2007, we again made improvements in filling Police Officer vacancies. As of this writing, four (4) new police officers have graduated from the Central Texas Regional Police Academy and are completing the Field Training Program. Seven (7) police officer vacancies exist with non-stop recruitment and applicant testing processes being conducted. Staff continues to work very diligently in an effort to fill all of these positions. Through all of this and the dedicated efforts of the Department’s employees, the citizens of Copperas Cove continue to receive the quality service that they expect and deserve from their Police Department.

During calendar year 2007, City Council authorized the purchase of land for the new police facility. The design and development phase for this project is in progress and should be completed in the very near future. We are anticipating the actual construction for this facility to begin in the August 2008 time frame.

I would like to take a moment to recognize, praise and give full credit to those that continue to dedicate themselves to this profession, this City and its goals and mission statement, the men and women in uniform on the front line who patrol the street, the investigators, communications officers, clerical and secretarial staff who provide support, and the supervisory and administrative staff. Credit must also be given to our faithful volunteers such as the Citizens Police Academy Alumni Association. They not only assist the Department with various projects and provide support to the officers; they are also making a difference in our community.

On behalf of the members and volunteers of the Copperas Cove Police Department, I wish to thank each of you for your continued support that you have again provided to us and let you know that we look forward to serving the citizens of this great community.

Sincerely,

*Tim Molnes*

Timothy Molnes  
Chief of Police

*Table*

*Of*

*Contents*

# *Table of Contents*

## **Chapter 1 - Department Organizations**

<b>Uniform Services</b>	<b>1</b>
Patrol Division	1
Reserves	1
Special Weapons and Tactical Team	1
<b>Community Services</b>	<b>2-3</b>
Crime Prevention	2
School Resource Officers	2
Kiddo Card	2
Crime Stoppers	3
<b>Support Services</b>	<b>3-4</b>
Communications	3
Crime Records	4
<b>Criminal Investigation</b>	<b>4-5</b>
Organized Crime Unit	5
Training	5-6
Evidence	6
<b>Organizational Chart</b>	<b>7</b>

## **Chapter 2 - Department Budget**

<b>Police Department Budget - 2005-2006 &amp; 2006-2007</b>	<b>8</b>
<b>Police Department Budget - Graph</b>	<b>8</b>
<b>General Fund Budget - Graphs</b>	<b>9</b>

# *Table of Contents*

## **Chapter 3 - Index Crime Analysis**

<b>Index Crimes Defined</b>	<b>10-16</b>
1. Murder	10
2. Rape	11
3. Robbery	11
4. Aggravated Assault	12
5. Burglary	13
6. Larceny Theft	14
7. Motor Vehicle Theft	15
8. Arson	16
<b>Part I Crimes - Overview</b>	<b>17</b>
<b>Property Loss and Recovery</b>	<b>17</b>

## **Chapter 4 - Part II Crime Analysis**

<b>Part II Crimes Defined</b>	<b>18</b>
<b>Offenses by Month and Year</b>	<b>19</b>
<b>Clearances</b>	<b>20</b>

## **Chapter 5 - Arrest Data**

<b>Arrest Information</b>	<b>21-22</b>
<b>Charge Information</b>	<b>23-24</b>
<b>Overview - Arrests and Charges</b>	<b>25</b>

## **Chapter 6 - Juvenile Crime**

<b>Arrest Information</b>	<b>26-27</b>
<b>Charge Information</b>	<b>28-29</b>
<b>Juvenile Cases</b>	<b>30</b>
<b>Property Loss - Juvenile Cases</b>	<b>31</b>
<b>Juvenile Crime - 10-Year Comparison</b>	<b>32</b>

# *Table of Contents*

## **Chapter 7 - Traffic Analysis**

Traffic Collisions	33-34
Accidents - Overview	35
Citations	36-38
Traffic Violations	36
Other Class C Violations	37
Warning Citations	38

## **Chapter 8 - Department Summary**

Department Statistics	39
-----------------------	----

## **Chapter 9 - Racial Profiling Report**

Introduction	40
Section 1 - Department Policy on Racial Profiling	41-45
Section 2 - Texas Laws on Racial Profiling	46-52
Section 3 - Baseline Data	53
Section 4 - Department Statistics	54-55
Table 1: Total Traffic/Pedestrian Stops by Race/Ethnicity	56
Table 2: Total Traffic/Pedestrian Stops by Resident & Non-Resident	57
Table 3: Traffic/Pedestrian Stops with Citations Issued	58
Table 4: Traffic/Pedestrian Citations by Resident & Non-Resident	59
Table 5: Traffic/Pedestrian Stops with Arrests	60
Table 6: Percentage of Persons Arrested on Stops	61
Table 7: Traffic/Pedestrian Arrests by Resident & Non-Resident	62
Table 8: Searches During Traffic/Pedestrian Stops	63
Table 9: Percentage of Persons Searched on Stops	64
Table 10: Traffic/Pedestrian Searches by Resident & Non-Resident	65

## **Appendix**

Glossary of Terms	66
Part I Crimes Defined	67
Part II Crimes Defined	68



*Chapter*

*1*

*Department  
Organization*

# Chapter 1

## Department Organization

### Organization

The Copperas Cove Police Department is organized into three major divisions, led by the Chief of Police and a Deputy Chief. The most visible division is the Uniform Services Division. The other divisions are the Community Services Division and the Support Services Division. Not falling under any of these three divisions, but rather reporting directly to the Deputy Chief is the Criminal Investigations Unit, the Organized Crime Unit, Training and Personnel, and Evidence.

Each branch is addressed and described in the following pages. An organization chart follows the descriptions of these services.

### Uniform Services

Uniform services consist of the Uniform Patrol Division, a Motorcycle Traffic Division, and a Reserve Police Force. This service has one Lieutenant.

### Patrol Division

The majority of the certified officers within the Copperas Cove Police Department are assigned to the Uniformed Services or Patrol Division. Of the 54 certified police officers in the department, 33 are assigned to the Patrol Division.

This division has the traditional tasks of crime repression, through aggressive patrols, responding to calls for police service from the public, enforcing the traffic laws and conducting traffic collision investigations.

The patrol division consists of approximately 20 patrol officers, 4 traffic officers, 4 patrol corporals, 4 patrol sergeants, and 1 patrol lieutenant.

They handled 19,570 requests for police service in 2007 compared to 21,437 calls for service in 2006, this is a decrease in calls for service by 9%.

This division is divided into three shifts that provide the citizens of Copperas Cove professional police coverage 24 hours a day, 365 days a year.

### Reserves

The department also utilizes a Reserve Police Force. This consists of Certified Reserve Officers who are utilized to supplement the Uniform Services Division. The Police Reserves are unpaid volunteers who must meet the minimum training standards to begin working as a Reserve Officer in the State of Texas. Reserve Officers work with the regular police force, providing for two officer units. The training they receive is the same as all Certified Police Officers receive.

### Special Weapons and Tactics Team

The Special Weapons and Tactics Team, or SWAT, is authorized a strength of 15 department members. This service's function is to seek non-violent settlements to all incidents involving police personnel and the citizens of our community. The SWAT Team may be deployed in any situation that is beyond the scope and capabilities of normal police operations. These situations include, but are not limited to, the following: hostage situations, barricaded subjects, certain suicide attempts, violent mental patients, high risk arrest/search warrants, terrorist situations, and dignitary protection details.

The personnel assigned to the SWAT Team are on call 24 hours a day, seven days a week. Team members are provided with specialized uniforms and equipment. SWAT personnel are required to pass a semi-annual physical agility-strength test, and firearms qualifications. SWAT members train many hours in order to maintain and improve physical fitness and firearms proficiency.

# Chapter 1

## Department Organization

### Community Services

Community Services is responsible for the functions of Crime Prevention Programs, and many other pro-active community programs. These include the Citizens Police Academy and Citizens on Patrol. This service has one lieutenant, one community relations officer, two school resource officers, and one warrant officer. This lieutenant also oversees dispatch.

### Crime Prevention

Community Services are provided for the citizens of our community. Community Services is responsible for the Crime Prevention and Safety efforts of the Police Department. Crime Prevention is a pro-active effort to educate the public about preventative measures that are available in an effort to help them prevent a crime before it occurs.

This service also handles special projects, and is the public information officer for the department.

<b>Crime Prevention Surveys</b>	1
<b>Programs and Classes Taught</b>	48
<b>Contacts with Public</b>	4,584
<b>Kiddo Card</b>	196
<b>Program and Class Attendance</b>	338
<b>Bikes Registered</b>	2
<b>Business Contacts</b>	182
<b>Neighborhood Watch Meetings</b>	3
<b>Meetings Attended</b>	46
<b>CCPD Tours</b>	1
<b>School Contacts</b>	59
<b>Internet Contacts</b>	676
<b>Newspaper Articles</b>	73
<b>TV Spots</b>	31
<b>Printed Material Distributed</b>	4,251
<b>Crime Hazard Letters</b>	594
<b>Traffic Safety Education</b>	163
<b>Honor Roll Certificates</b>	0
<b>Gun Locks</b>	909

### School Resource Officers

The department has 2 uniformed officers assigned to work at the high school. Their primary duties are to report and enforce criminal violations that occur on campus. Additional duties may include assisting with traffic problems that occur on campus, assisting the school administration, and speaking to classes on a variety of issues.

The School Resource Officer Program is a joint effort between the Copperas Cove Independent School District, the Copperas Cove Police Department, and the City of Copperas Cove.

### Kiddo Card

The Kiddo Card is a child identification card made solely for the purpose of identifying a child under thirteen years of age. The card will show the child's name, date of birth, social security number, home address, school attending, guardian's/parent's name, height, weight, both thumbprints, and a current picture. The card is designed to be carried by the parent/guardian in his or her wallet to be used to identify the child. Everyday, children are abducted across our nation. As guardians/parents, we sometimes forget the vital information that law enforcement needs to start a report. The Kiddo Card has all the required information that law enforcement needs to start the search. All the guardian/parent has to do is simply turn the Kiddo Card over to law enforcement.



Since its launch in May of 2001, a total of 10,739 children have been issued Kiddo Cards.

# Chapter 1

## Department Organization

### Crime Stoppers

The Crime Stoppers program began July 23, 1984 and has been working in Copperas Cove ever since its inception. Copperas Cove Crime Stoppers, Inc. is a non-profit organization designed to serve the community by providing a means for citizens to report information on crimes that have been committed without having to reveal their identity. The program has 18 board members that make up the Board of Directors – the governing body of Crime Stoppers Inc. Crime Stoppers provides a tip line. Crime Stoppers can be reached at 547-1111.

Criminal Investigation Division works with the Crime Stoppers Program for the City of Copperas Cove. This service answers the Tips line for the Crime Stoppers and forwards information on tips received to investigators for follow-up on the crime. The liaison maintains contact with the investigator and forwards the results of the tip to the Board of Directors for final disposition. Crime Stoppers is a program used to offer an alternate route for citizens to report information they have on a crime which has been or is being committed, and it allows them to remain anonymous in doing so. A civilian Board of Directors manages the day-to-day operations of Crime Stoppers and provides funds which allows the program to offer rewards up to \$1,000 for information which leads to the arrest and indictment of persons on felony cases, and can make payment on serious misdemeanor cases as they choose.

<b>2006 STATISTICS</b>	
Calls Received	64
Number Assigned	64
Number Rewards Paid/Declined	16
Amount Paid	\$5,420.00
Number Cases Solved	19
Number Resulting in Arrests	17
Property Recovered	\$0.00
Drugs Seized	\$4,048.00
Forfeitures/Restitution	\$255.00

Since inception, Crime Stoppers has worked for the community, even for being a small program. The program strives for as much publicity as possible, since the population is so mobile because of the military residents in the area.

### Statistics since Inception

Offenses Cleared	399
Number of Calls	1051
Code # Assigned	1051
Number of Rewards Paid/Declined	207
Amount of Rewards Paid	\$56,297.00
Stolen Property Recovered	\$173,288.00
Narcotics Seized	\$122,225.00
Forfeitures/Restitution	\$10,349.00

### Support Services Division

Support Services provides a multitude of services to the department. This service is responsible for functions of administration, record keeping, physical affairs, and building services. This service has one lieutenant, 12 communications operators, and two records clerks.

### Communications

This section consists of 12 Communications Operators. This operation is responsible for handling all of the telephones requiring calls for police, fire, and EMS service, including both of the 9-1-1 phones, and the telephone device for the deaf. Additionally, this service handles the dispatching of all calls for service for police, fire, and EMS through the use of the department's radio system.

They are the first contact citizens have with the police department in most cases and are responsible for greeting and directing all persons who walk into the department requesting police or other services.

All of the communications operators receive mandatory training given by the State of Texas to be able to operate the National Criminal History and the Texas Law Enforcement Telecommunication System.

Communications received 14,651 calls on the 9-1-1 system during 2007. Of these calls, 3% or 306, were known emergency calls requiring emergency services from police, fire, or paramedics. 2,557 of these calls were non-emergency hang-up calls. 11,788 of these calls, or 81%, were non-emergency calls or calls by mistake.

# Chapter 1

## Department Organization

### Crime Records

This service is responsible for managing all of the records for the entire Police Department. These records include: persons arrested and placed in jail – maintained in a numeric filing system and a month-to-month file of all offenses and collisions that have occurred in the city and reported to the Police Department. They also serve as the center of storage of other department generated records necessary for the daily operation of the department.

Crime Records is responsible for the data input into the department's computer system. All reports of offenses, incidents, collisions, and arrests not initially entered by police officers, are entered into this system as well as any follow-up reports and dispositions. This eases efforts of retrieval at a later time, and to prepare monthly and annual statistics reports. The Copperas Cove Police Department participates in the FBI and State of Texas Uniform Crime Reporting that allows for the statistical data to be compiled in all 50 states in a uniform manner.

This service also has a great deal of contact with the public, both in person and by phone, in relation to requests for records or reports in accordance with the Open Records Act. This information is disseminated to authorized persons and members of the media. Numerous requests are made on a monthly basis for copies of offense reports and collision reports. In addition, personnel are requested to complete crime records requests for numerous authorized agencies for criminal history information.

Many types of reports are collected, prepared, and finalized for future use by this service. Accident reports and DWI reports are typed on forms provided by the state and are forwarded to state agencies that must have them within specified time periods. These reports are also forwarded to various courts for prosecution of these offenses. All arrest data and files are maintained by this service and documents such as fingerprint cards are forwarded to proper state and federal agencies by this section.

Personnel in this service must be trained in Uniform Crime Reporting, computer data entry, and maintenance of computerized records, crime records management, proper preparation and typing of certain records. The Open Records Act, as well as the Texas Library Act (which deals with the schedules for records

destruction) and Texas Penal Code statutes, are adhered to by the department.

In addition to maintaining all of the records of the department, typing of certain records, data entry of all offenses, and accidents into the computer, Crime Records is also responsible for collecting fees for certain functions, providing copies of records to the public, and issuing bicycle licenses.

<u>2007 FEES COLLECTED</u>	<u>TOTAL</u>
<b>Bicycle License</b>	*\$354.00
<b>Copy Machine</b>	\$4,787.15
<b>Fingerprints</b>	\$3,939.80
<small>*\$340.00 fees waived by City Mgr.</small>	
<b>TOTAL</b>	<b>\$9,080.95</b>

The Crime Records Division processed 6,084 offense and incident reports for computer data entry, manually typed and data entered 936 accident reports into the computer, processed 1,685 arrests into the computer, and manually filed all arrests and reports. 129 DWI reports were also typed and prepared for forwarding to the state and court offices.

This service also made copies of reports for the public, registered 177 bicycles, processed hundreds of Criminal records checks for authorized personnel and personal records checks for the public for employment and other reasons.

Monthly and Annual Reports are a part of this service's function.

### Criminal Investigations

Criminal Investigations is responsible for the investigation of unsolved crimes, apprehension of offenders, and the recovery of stolen property. This service is responsible to start with an offense that has been reported to the police and has not been solved. This service has one sergeant, one corporal, five investigators, one training/evidence coordinator, and one secretary. Criminal Investigations is overseen by the Support Services Lieutenant.

# Chapter 1

## Department Organization

The successful completion of each investigation depends on an in depth follow up on the case. This follow up is to identify possible victims, witnesses and carry the case through in an effort to identify and arrest the offenders in the case. This also assists in the recovery of property which has been stolen during the course of the offense. Final case preparation, evidence, and testimony in court all depend on a well prepared in depth follow up. The investigators are often called to the scene of a crime to process the scene for evidence.

This service is also responsible for presenting completed felony cases to the Grand Jury for indictment purposes and to follow through with the case until the trial has been completed.

Criminal Investigations is also responsible for the investigation of all offenses involving juvenile offenders and the identification and apprehension of juvenile offenders. Because handling of juveniles in many ways is different from handling adult offenders, officers must receive specialized training in handling cases involving juvenile offenders. Procedures in booking juvenile offenders and taking statements from juveniles must also be handled differently than that of an adult offender.

### **Organized Crime Unit**

This service is responsible for the criminal investigations dealing with suspected narcotic use, transportation, and drug trafficking. This service also investigates other types of organized crime, such as prostitution, gambling, alcohol violations, pornography, and any other crime committed by an organized group.

The Copperas Cove Police Department works closely with the Central Texas Narcotics Task Force.

### **Training/Personnel**

This service is responsible for the maintenance of all department training and personnel records, including applications and hiring process documentation, and serves to insure that all personnel have reached the state mandated training requirements.

<b>TOTAL APPLICATIONS RECEIVED</b>	<b>421</b>
Police Officer Applications	331
Civilian Applications	90
Reserve Officer Applications	0
Volunteer Applications	0
<b>TOTAL VACANCIES FILLED</b>	<b>15</b>
Police Officers	10
Civilian Personnel	5
Volunteer Positions	0
Reserve Officers	0
<b>CADETS ACCEPTED INTO ACADEMY</b>	<b>6</b>
<b>BACKGROUNDS COMPLETED</b>	<b>22</b>
<b>ORAL INTERVIEWS CONDUCTED</b>	<b>89</b>
<b>JOB INQUIRIES RECEIVED</b>	<b>491</b>
Police Officer Positions	457
Reserve Officer Positions	6
Civilian Positions	28
<b>PERSONAL CONTACTS</b>	<b>246</b>
<b>L.E.V.E.L TESTS ADMINISTERED</b>	<b>70</b>

<b>DEPARTMENT TRAINING</b>	<b>TOTAL</b>
<b>TOTAL IN-SERVICE TRAINING</b>	<b>2,219.00</b>
Officer Training School Hours	1,841.00
Civilian Training School Hours	378.00
<b>INTERNSHIP TRAINING HOURS</b>	<b>0.00</b>
<b>IN-HOUSE TRAINING HOURS</b>	<b>6,240.00</b>
Officer Field Training	4,560.00
Civilian In-House Training	1,680.00
<b>POLICE ACADEMY TRAINING HOURS</b>	<b>5,328.00</b>



# Chapter 1

## Department Organization

### Department Profile

<b>CERTIFICATES</b>	<b>TOTAL</b>
Basic Certificate	17
Intermediate Certificate	4
Advanced Certificate	14
Master Peace Officer Certificate	9
Instructor Certificate	15
Crime Prevention Inspector	2
<b>INSTRUCTORS</b>	
ASP Instructor	1
Firearms Instructor	4
Driving Instructor	2
Defense Tactics Instructor	1
<b>SPECIAL RESPONSE TEAM</b>	
SWAT Officers	15
<b>TRAINING</b>	
Field Training Personnel	29

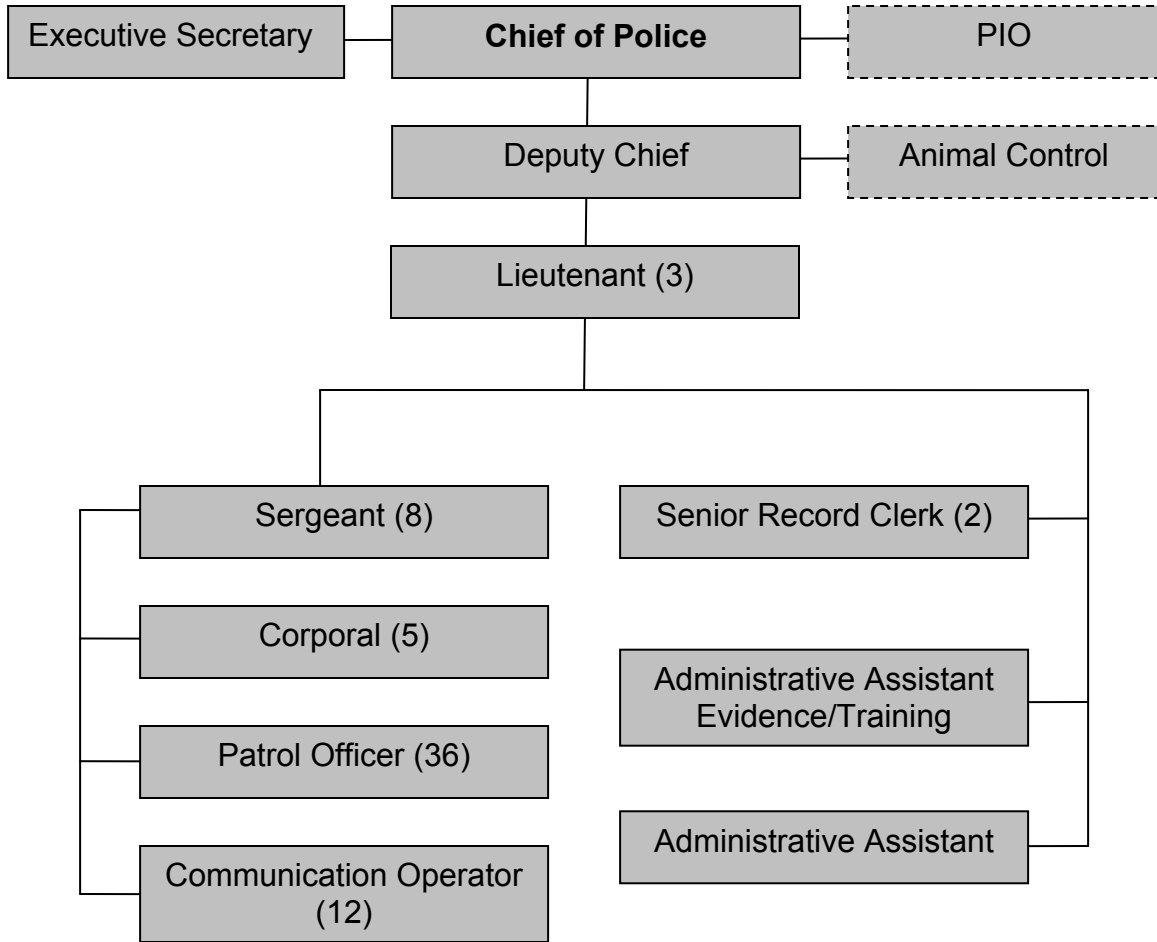
### Evidence

This service is responsible for the Property Room of the department, which houses all evidence received on criminal cases, all found property, and any other property seized by the department. Employees in this service are trained in evidence collection, preservation, and documentation as well as processing for additional evidence, including fingerprinting and photography. This service is also responsible for the timely transfer of evidence to the DPS Crime Lab for additional processing and testing, and may be called on to assist in evidence collection, preservation, and processing at the scene of a major crime.

The Certificates previously listed are provided by the state licensing board for peace officers, called Texas Commission on Law Enforcement Officers Standards and Education. Qualification for certificates above a Basic Peace Officer Certificate requires additional training as well as mandated time in service to qualify.

At the end of 2007, the department staff included positions for 54 sworn officers, and 17 civilian personnel. Of the civilian personnel, 12 are communications operators, and 5 are clerical or technical personnel.

# COPPERAS COVE POLICE DEPARTMENT



71 Full Time Police  
Department Employees

*The mission of the Copperas Cove Police Department is to provide the citizens it serves with a safe and secure community; accomplished by working in a partnership to protect life and property, maintain order, enforce laws and ordinances, and uphold the constitutional rights of all persons.*



*Chapter*

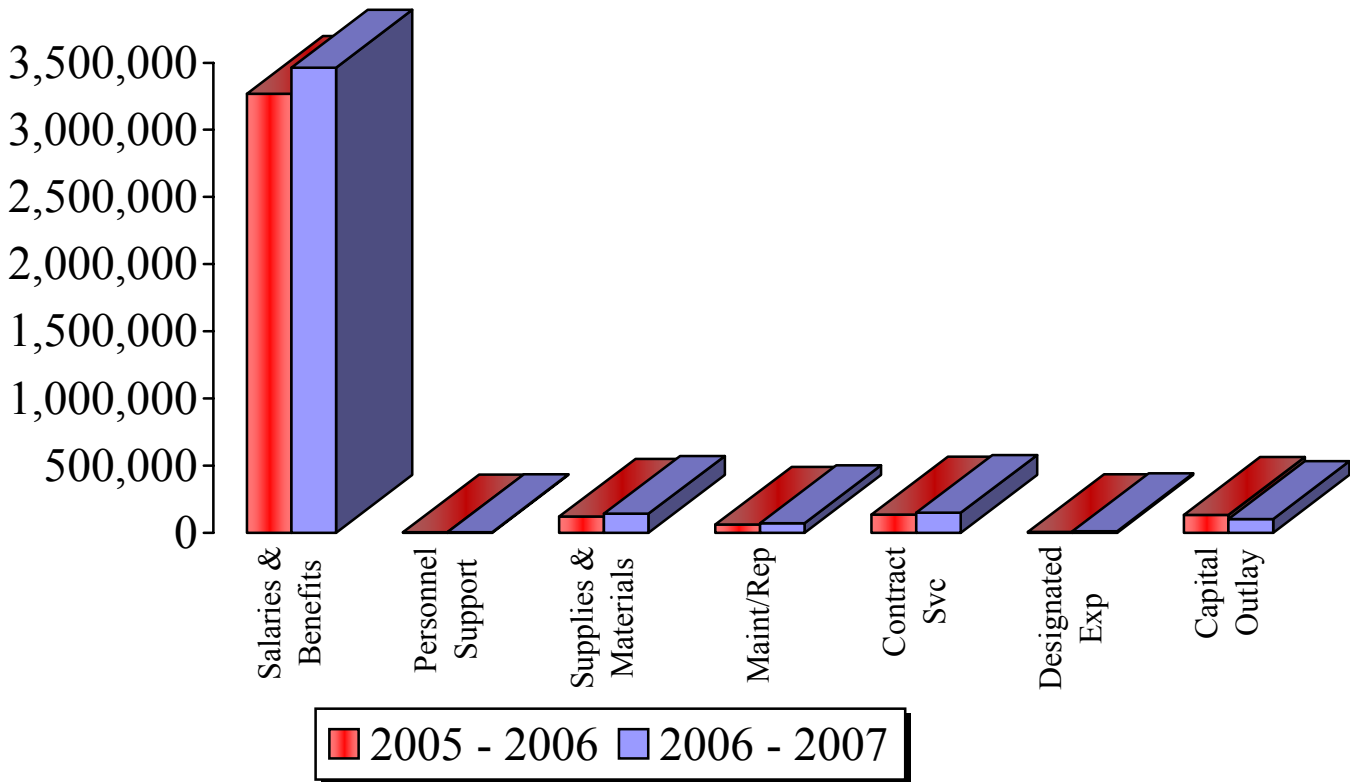
*2*

*Department  
Budget*

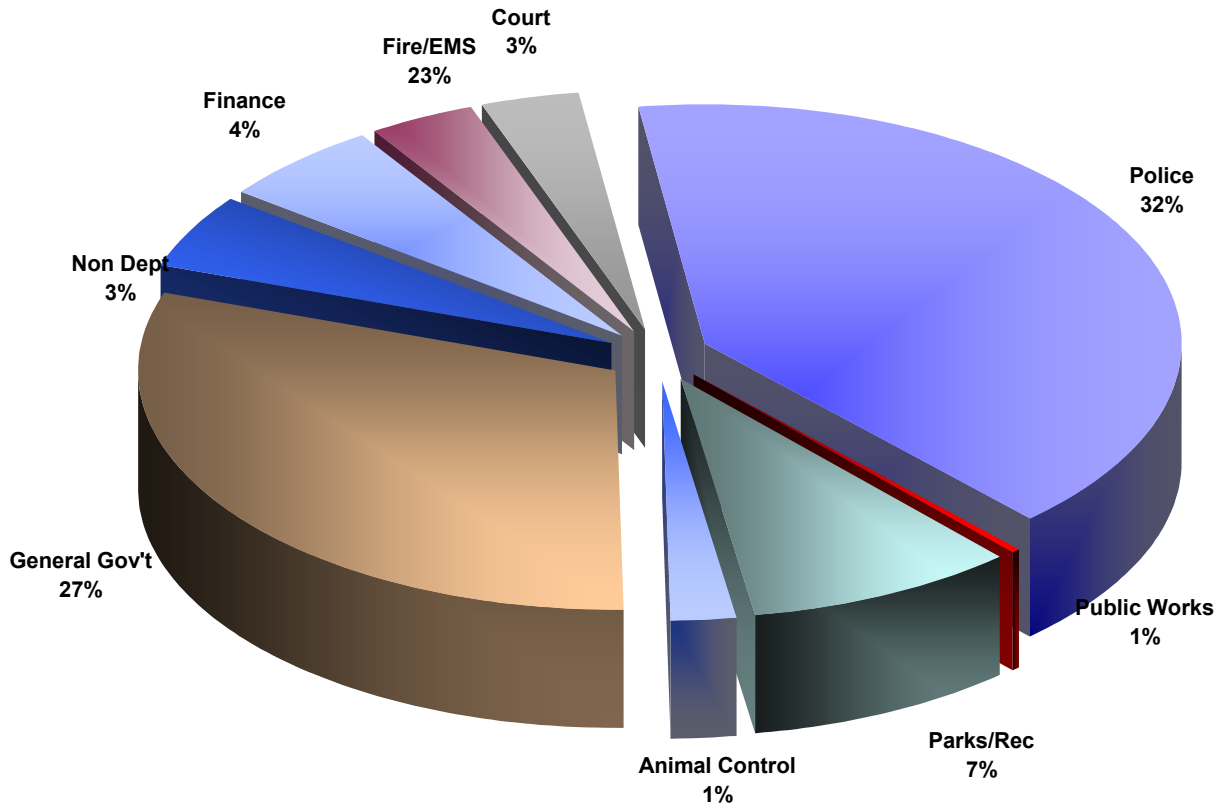
# General Fund Budget 2006 - 2007

Salaries & Benefits	\$3,268,446	\$3,530,139
Personnel Support	4,000	6,000
Supplies & Materials	120,500	141,715
Maintenance & Repair	61,000	71,600
Contractual Services	137,000	149,848
Designated Expenses	7,000	12,865
Capital Outlay	134,566	102,872
<b>TOTAL</b>	<b>\$3,732,512</b>	<b>\$4,015,039</b>

## Police Department Budget 2005 - 2006 / 2006 - 2007



# General Fund Budget 2006 - 2007



*Chapter*

*3*

*Index Crime  
Analysis*

# Chapter 3

## Index Crime Analysis

### Uniform Crime Reporting

Copperas Cove participates in the Uniform Crime Reporting (UCR) program, along with most law enforcement agencies across the country. UCR is a uniform manner of collecting information on crimes on a national basis, identifying crimes by their nature, not by what they are called in each individual state. UCR makes possible the analysis of crime trends primarily through the Crime Index.

In addition, certain other statistical analysis is gathered by this department for the purpose of this report.

### The UCR Crime Index

To track the variations in crime, the UCR data collection program uses a statistical summary tool referred to as the Crime Index. Rather than collecting reports of all crimes that were committed in a particular year, UCR collects the reports of seven index crimes. The crimes in this group are all serious, either by their very nature or because of the frequency with which they occur, and present a common enforcement problem to police agencies. Arson is an index crime in that the number of reported offenses is collected. Arson is not a part of the Crime Index. The seven Index Crimes are as follows and are listed as they appear on the list of UCR Crime Index lists, with arson being included:

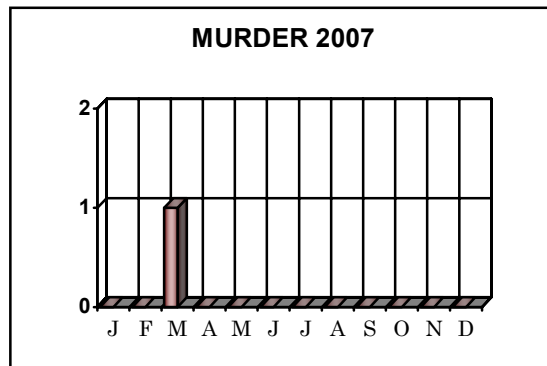
1. Murder
2. Rape
3. Robbery
4. Aggravated Assault
5. Burglary
6. Larceny
7. Motor Vehicle Theft
8. Arson

### 1. Murder

Murder and non-negligent manslaughter, as defined in the UCR program, is the willful killing of one human being by another.

This offense category includes any death due to a fight, argument, quarrel, assault, or commission of a crime. Attempted murder and assaults with the intent to kill are not counted as murder, but are included as aggravated assaults. Suicides, accidental deaths, traffic fatalities and justifiable homicides are also excluded from the murder classification.

The classification of this offense, as well as for all Index Crimes, is based solely on police investigation and not upon determinations by courts, medical examiners, coroners, juries, or other judicial bodies.



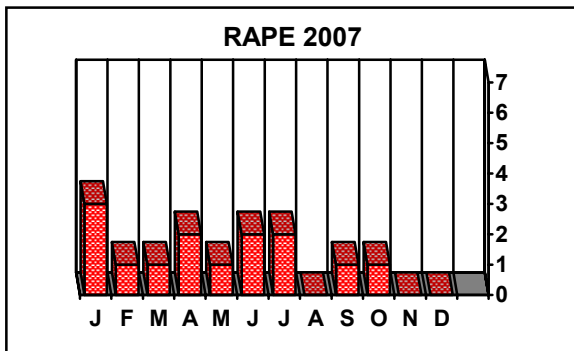
There was one murder in Copperas Cove for the year 2007.

# Chapter 3

## Index Crime Analysis

### 2. Rape

Rape, as defined in the Uniform Crime Reporting Program, is the carnal knowledge of a female forcibly and against her will. In Texas, forcible rape is called Aggravated Sexual Assault. Statistics reported in this crime category include assaults to commit forcible rape, however, statutory rape (rape against a female under the age of consent) and sexual assaults on males are excluded.

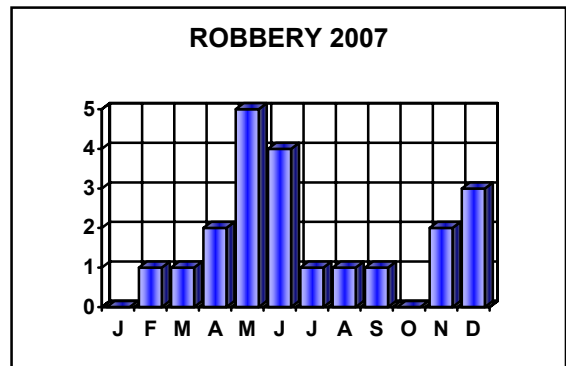


During 2007, there were 14 rapes (aggravated sexual assaults) in Copperas Cove. 2007 showed a decrease over 2006, which had 22.

### 3. Robbery

Robbery, in the Uniform Crime Reporting program, is defined as the taking or attempting to take anything of value from the care, custody, or control of a person or persons by force, threat, or violence, or by putting the victim in fear.

Robbery is a violent crime that frequently results in injury to the victim. Included in this category are assaults to commit robbery and attempted robberies.



During 2007, there were 21 reported robberies, one of which was a shoplifting incident that turned into robbery. The total property loss for 2007 as a result of robbery was \$16,595.00, which is an increase over 2006, which had a total loss of \$15,888.00 as a result of robbery.

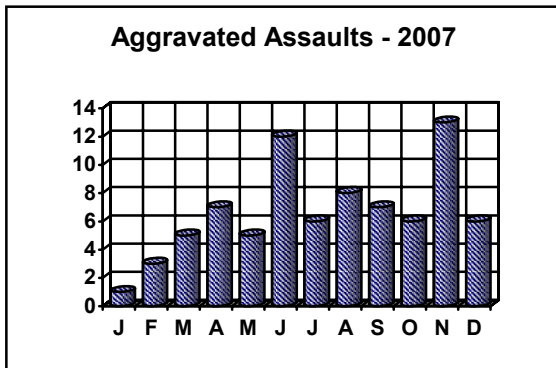
Robbery during 2007 showed a decrease over robbery in 2006, which had 25 robberies.

# Chapter 3

## Index Crime Analysis

### 4. Aggravated Assault

Aggravated Assault is defined in the Uniform Crime Reporting program as an unlawful attack by one person upon another for the purpose of inflicting severe or aggravated bodily injury. This type of assault is usually accompanied by the use of a weapon or by means likely to produce death or great bodily harm. Statistics for Aggravated Assault include attempts to commit aggravated assault.



	Reported	Cleared
January	1	1
February	3	2
March	5	4
April	7	6
May	5	4
June	12	10
July	6	5
August	8	9
September	7	6
October	6	4
November	13	12
December	6	6
<b>TOTAL</b>	<b>79</b>	<b>69</b>

The month of November showed the greatest number of aggravated assaults, having 13, with January having the fewest number, having 1.

Of all reported aggravated assaults in 2007, 21 were committed with the use of firearms. Knives or cutting instruments were used in 31 of the aggravated assaults. Other dangerous weapons were used in 16 of the assaults. There were 11 assaults in which physical force was used to inflict a serious or aggravated injury.

During 2007 there were 79 reported aggravated assaults. The number of aggravated assaults increased in 2007 over 2006, which had 69 aggravated assaults. This is a 9% increase over 2006.

# Chapter 3

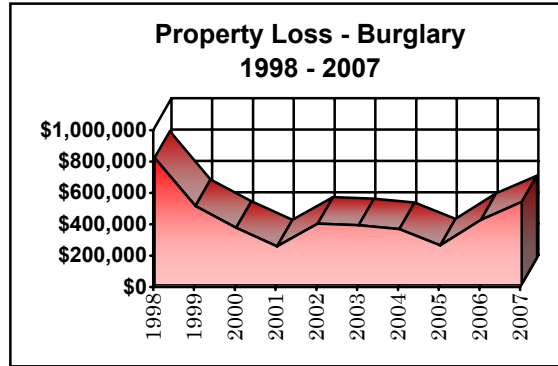
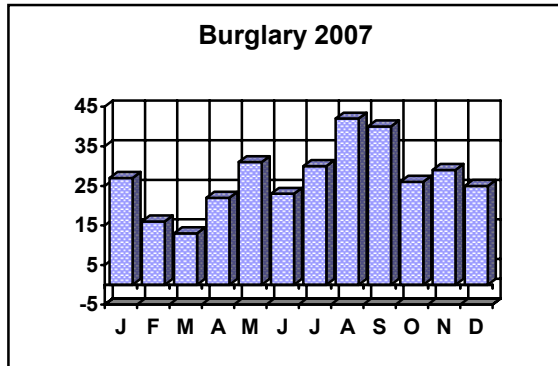
## Index Crime Analysis

### 5. Burglary

Burglary, for Uniform Crime Reporting purposes, is the unlawful entry of a structure with the intent to commit a felony or a theft. While the use of force to gain entry is not required to classify an offense as burglary, attempted forcible entries to commit burglary are counted in this crime statistic.

For total number of burglaries, this was an overall increase of 20% over 2006, which had 258 burglaries.

During 2007 the total property loss from Burglary totaled \$524,588.00 compared to \$411,922.00 in 2006, which is a 27% increase in property loss.



Burglary, for UCR purposes, must be the unlawful entry of a structure. For this reason, Burglary of a Vehicle and Burglary of a Coin Operated Machine (Texas Penal Statutes) are not included in statistics for Burglary. These two are classified under Larceny (Theft) in UCR crime reporting.

There were a total of 310 structure burglaries during 2007. 265 of these burglaries were habitations and 45 were burglaries of other building structures. During 2006, there were 177 habitation burglaries and 81 other building burglaries, totaling 258 burglaries. During 2007 habitation and building burglaries increased by 20% over 2006.



# Chapter 3

## Index Crime Analysis

### 6. Larceny - Theft

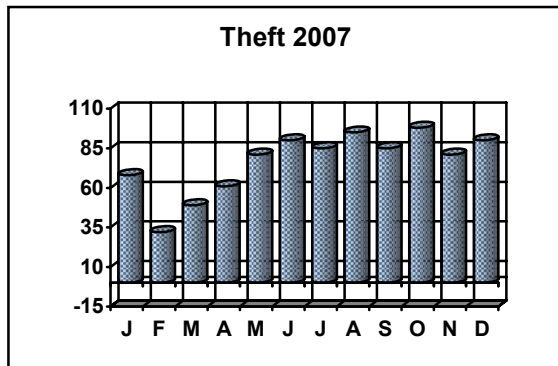
Larceny-theft, in the Uniform Crime Reporting Program, is the unlawful taking, carrying, leading, or riding away of property from the possession or constructive possession of another. Larceny-Theft includes crimes such as shoplifting, pocket-picking, purse-snatching, thefts from coin operated machines (burglary coin operated machines), thefts from motor vehicles (burglary of a vehicle), thefts of motor vehicle parts and accessories, bicycle thefts and other things of value in which no use of force, violence, or fraud occurs.

In the UCR program, and for this annual report, this Crime classification does not include embezzlement, "con" games, forgery, and the passing of worthless checks.

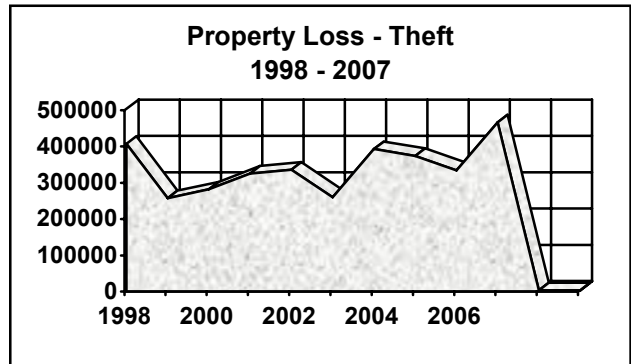
October and December showed the greatest number of thefts, with 83, followed by September with 81. February and March had the fewest number of thefts, with 46.

Theft 2007											
J	F	M	A	M	J	J	A	S	O	N	D
58	46	46	55	77	83	78	74	81	80	70	83

The total loss of property as a result of theft (and burglary of a motor vehicle) is \$462,047.00. This was an increase in property loss over 2006, which had a total loss of \$330,153.00 as a result of theft. This is a 40% increase in stolen property for 2007.



There were 831 reports of theft during 2007. The total number of thefts includes 356 burglaries of vehicles, which by UCR are classified as theft from a motor vehicle. A decrease in overall theft is shown over 2006, which had 857 thefts.



# Chapter 3

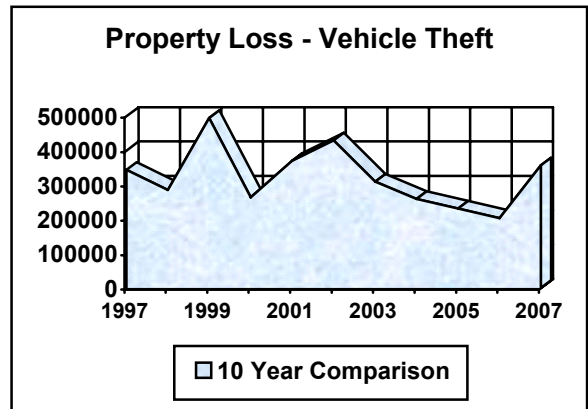
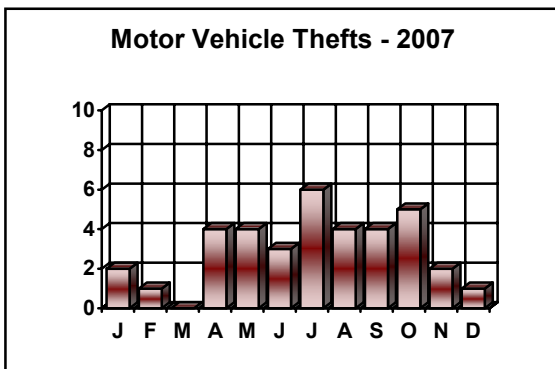
## Index Crime Analysis

### 7. Motor Vehicle Theft

Motor Vehicle Theft, for UCR purposes, is the theft or attempted theft of a motor vehicle. A motor vehicle is defined as a self-propelled vehicle that travels on the surface, but not on rails. Specifically excluded from this category are motor boats, construction equipment, airplanes, and farming equipment.

There were 36 reports of vehicle thefts during 2007. This is an increase over 2006, which showed 35 vehicle thefts. The months of March had the least number of vehicles stolen, with none being reported. The greatest number of vehicles taken was during the month of July with six stolen vehicles.

A comparison of the property loss due to stolen vehicles shows an increase in 2007 over 2006. Property loss reported as a result of vehicle theft totaled \$356,849.00 for 2007. However, over the past 10 years, the totals have fluctuated up and down as shown in the charts.



# Chapter 3

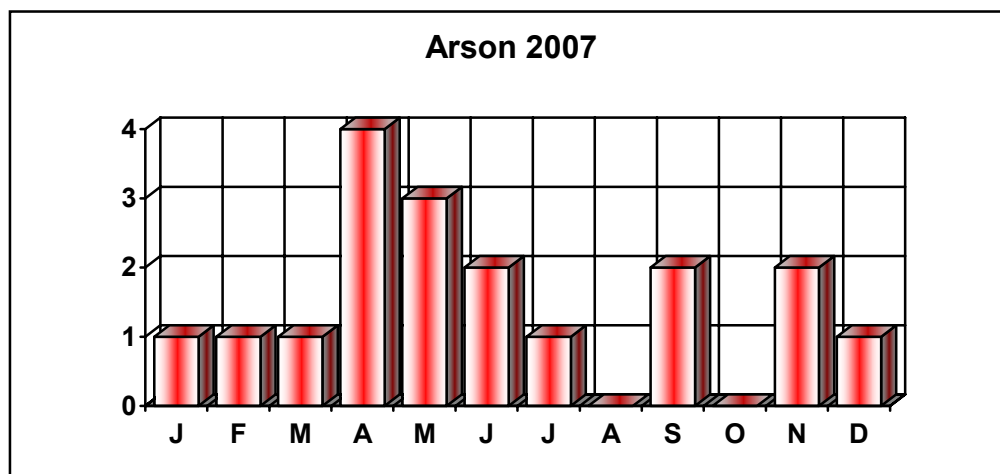
## Index Crime Analysis

### 8. Arson

For UCR purposes, arson is defined as any willful or malicious burning or attempting to burn, with or without intent to defraud, a house, public building, motor vehicle or aircraft, personal property of another, etc.

Only fires determined through investigation to have been willfully or maliciously set are classified as arsons. Fires of suspicious unknown origins are excluded from data collection.

During 2007, there were 18 arsons.



# Chapter 3 Crime Analysis

## Part I Crimes - Overview

	<u>REPORTED CASES</u>	<u>CLEARED</u>	<u>PERCENT CLEARED</u>	<u>PROPERTY LOSS</u>
<i>HOMICIDE</i>	0	1 (2006 case)	0%	\$0.00
<i>ROBBERY</i>	20	7	35%	\$16,595.00
<i>AGG ASLT</i>	57	46	81%	\$0.00
<i>RAPE</i>	15	6	40%	\$0.00
<i>BURGLARY</i>	701	82	12%	\$524,588.00
<i>THEFT</i>	497	112	23%	\$462,047.00
<i>VEH THEFT</i>	40	11	28%	\$356,849.00
<i>ARSON</i>	18	1	6%	\$79,000.00
<b>TOTAL</b>	<b>1,348</b>	<b>266</b>	<b>20%</b>	<b>\$1,439,079.00</b>

## Property Loss and Recovery

<u>TYPE OF PROPERTY</u>	<u>STOLEN</u>	<u>RECOVERED</u>	<u>% RECOVERED</u>
<i>CURRENCY</i>	\$62,199.00	\$7,326.00	12%
<i>JEWELRY &amp; PRECIOUS METALS</i>	\$195,711.00	\$35,388.00	18%
<i>CLOTHING &amp; FURS</i>	\$30,535.00	\$8,079.00	26%
<i>MOTOR VEHICLES (Locally)</i>	\$370,244.00	\$270,871.00	73%
<i>OFFICE EQUIPMENT</i>	\$111,500.00	\$17,705.00	16%
<i>TV, RADIOS, STEREO, ETC</i>	\$235,848.00	\$16,397.00	7%
<i>FIREARMS</i>	\$24,168.00	\$9,052.00	37%
<i>HOUSEHOLD GOODS</i>	\$18,712.00	\$1,035.00	6%
<i>CONSUMABLE GOODS</i>	\$4,688.00	\$938.00	20%
<i>LIVESTOCK</i>	\$0.00	\$0.00	0%
<i>MISCELLANEOUS</i>	\$260,000.00	\$66,257.00	25%
<b>TOTAL</b>	<b>\$1,313,605.00</b>	<b>\$433,048.00</b>	<b>33%</b>

*Chapter*

**4**

*Part II Crime  
Analysis*

# Chapter 4

## Part II Crime Analysis

### Part II Crimes

Part II Crimes are other crime classifications outside those defined as Part I Crimes of the Uniform Crime Reporting. For the purposes of UCR, these crimes are not tracked for the number of crimes reported, however, UCR does track arrests on these crimes. This report will include Part II Crimes as reported to this department.

For the purpose of this annual report, statistics will be reported in accordance to UCR standards.

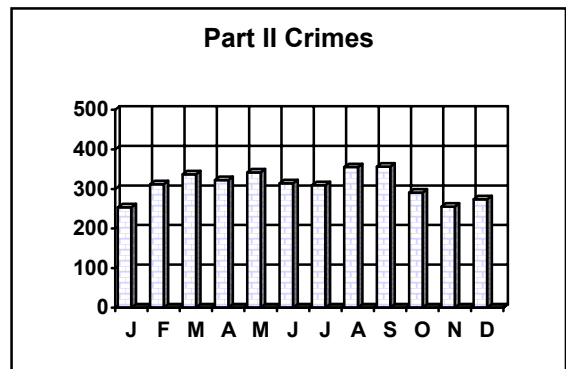
Part II Crimes are listed as follows:

1. Other Assaults
2. Forgery/Counterfeiting
3. Embezzlement
4. Fraud
5. Stolen Property
6. Criminal Mischief
7. Weapons: Possession/Carrying
8. Other Sex Offenses
9. Prostitution/Vice
10. Drug Violations
11. Gambling
12. Offenses against family & Children
13. Driving While Intoxicated
14. Liquor Laws
15. Drunkenness
16. Disorderly Conduct
17. Runaway
18. All other offenses

During 2007, there was a total of 3,721 Part II offenses reported to this department. In addition to this number, this department took a total of 1,015 information or incident reports.

OFFENSES	Reported	Cleared
Other Assaults	664	408
Forgery/Counterfeit	66	31
Embezzlement	0	0
Fraud	234	38
Stolen Property	3	1
Criminal Mischief	516	106
Weapons	23	23
Prostitution/Vice	1	0
Sex Offenses	21	2
Drug Violations	167	163
Gambling	0	0
Family Offenses	30	13
DWI	129	128
Liquor Laws	30	31
Drunkenness	73	73
Disorderly Conduct	88	53
Runaway	69	54
All other offenses	1,607	1,271
<b>TOTAL</b>	<b>3,721</b>	<b>2,395</b>

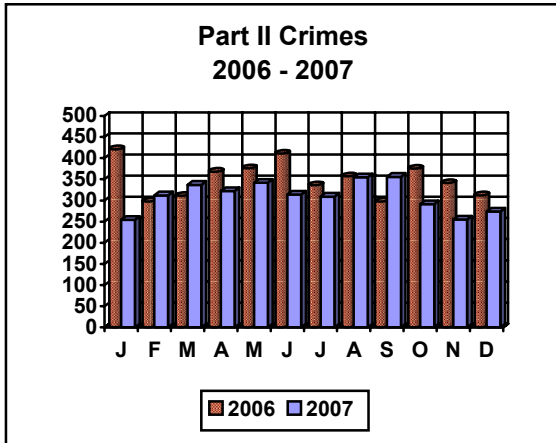
Comparing these totals to 2006, which had a reported number of 4,202 Part II Crimes, shows a decrease in Part II Crimes overall for 2007 of 11%.



# Chapter 4

## Part II Crime Analysis

The following table and chart will compare Part II Crimes for 2006 and 2007.



Of the 3721 crimes, 2,395 were cleared by arrest, cleared by exception, or unfounded. This is an overall clearance of approximately 64%.

MONTH	2007		Percent
	Reported	Cleared	
January	254	203	80%
February	312	248	79%
March	337	228	68%
April	322	226	70%
May	342	206	60%
June	314	167	53%
July	309	197	64%
August	355	217	61%
September	356	254	71%
October	291	176	60%
November	255	180	71%
December	274	93	34%
<b>TOTAL</b>	<b>3,721</b>	<b>2,395</b>	<b>64%</b>

	2006	2007	% Inc/Dec
January	421	254	-40%
February	297	312	5%
March	311	337	8%
April	368	322	-13%
May	376	342	-9%
June	411	314	-24%
July	336	309	-8%
August	357	355	-1%
September	297	356	20%
October	375	291	-22%
November	341	255	-25%
December	312	274	-12%
<b>TOTAL</b>	<b>4,202</b>	<b>3,721</b>	<b>-11%</b>

The month of September showed the greatest increase in Part II Crimes over the previous year, with a 20% increase. The month of January showed the greatest decrease in Part II Crimes, with a 40% decrease.

During 2007, January showed the least number of Part II Crimes with 254 and September showed the most Part II Crimes, with 356 reported.

## Chapter 4

### Part II Crime Analysis

<b>OFFENSES</b>	<b>2006</b>	<b>2007</b>	<b>% INC/DEC</b>
<b>Other Assaults</b>	536	664	24%
<b>Forgery/Counterfeit</b>	87	66	-24%
<b>Embezzlement</b>	2	0	200%
<b>Fraud</b>	167	234	40%
<b>Stolen Property</b>	13	3	-77%
<b>Criminal Mischief</b>	539	516	-4%
<b>Weapons</b>	31	23	-26%
<b>Prostitution/Vice</b>	0	1	100%
<b>Sex Offenses</b>	44	21	-52%
<b>Drug Violations</b>	264	167	-37%
<b>Gambling</b>	1	0	-100%
<b>Family Offenses</b>	16	30	88%
<b>DWI</b>	191	129	-32%
<b>Liquor Laws</b>	34	30	-12%
<b>Drunkenness</b>	80	73	-9%
<b>Disorderly Conduct</b>	111	88	-21%
<b>Runaway</b>	66	69	5%
<b>Other Offenses</b>	2,020	1,607	-20%
<b>TOTAL</b>	<b>4,202</b>	<b>3,721</b>	<b>-11%</b>
<b>INCIDENTS</b>	<b>1,267</b>	<b>1,015</b>	<b>-20%</b>

The chart above compares the Part II offenses by the type of crime for 2006 and 2007, and indicates the percentage of increase or decrease in the number of crimes reported.

This chart also includes a total number of reported incident reports. Incident reports are those reports which officers take that are not reports of a crime. Examples would be found property, welfare concern, animal bites, assist other agencies, and safekeeping. These reports are a necessary part of reporting because they track information reports that might be important at a later time, and also document what action officers take in these types of incidents. There was a 20% decrease in incidents reported during 2007.

There was a 11% decrease in Part II Crimes during 2007. Other assaults increased by about 24%, DWI decreased by 32%, and there was a 26% decrease in weapons offenses. Drunkenness, which includes Public Intoxication and Drunk in Public, decreased by about 9%. Runaways increased by about 5%. Criminal Mischief decreased about 4% and other offenses decreased by 20%.



*Chapter*

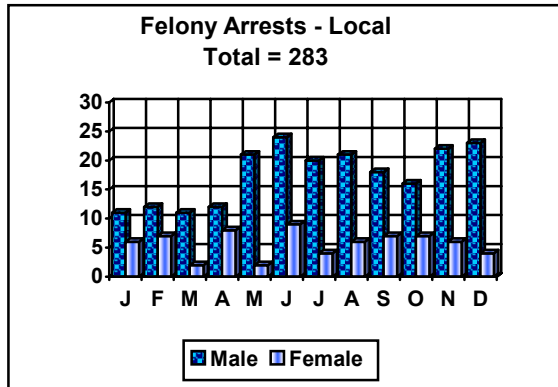
*5*

*Arrest  
Data*

# Chapter 5 Arrest Data

## Arrest Information

The following section will provide information about adult arrest data and charge data for Copperas Cove. An arrest is classified as clearance by arrest according to UCR standards. The charge information will take into consideration the total number of charges listed for the persons arrested. In many cases, individuals had multiple charges filed on them at the time of their arrest. The information is broken down into Male/Female Felony and Male/Female Misdemeanor, also included is Male/Female Felony arrests for other



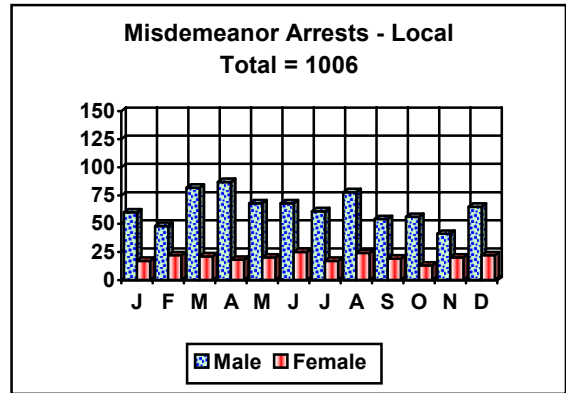
departments and Male/Female Misdemeanor arrests for other departments.

There were a total of 283 local felony arrests; 211 men and 72 women.

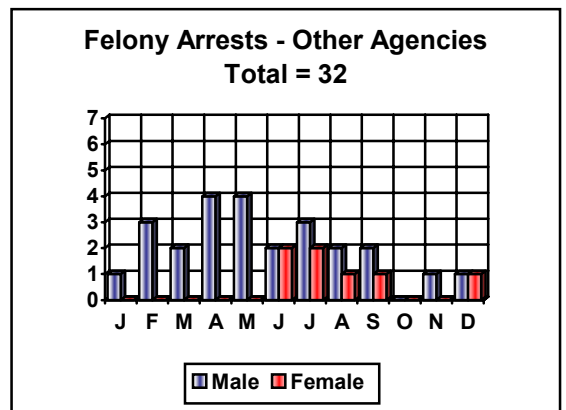
There were 1006 local misdemeanor arrests; 768 men and 238 women.

There were a total of 979 men arrested on local charges and 310 women arrested on local charges.

This amounts to a total of 1289 persons arrested on local charges - 283 felonies and 1006 misdemeanors. The above calculation is the number of persons only, not the number of charges actually filed on them.



Many times officers become aware of charges pending from other agencies where warrants have been issued. The following information deals with arrests for other agencies.



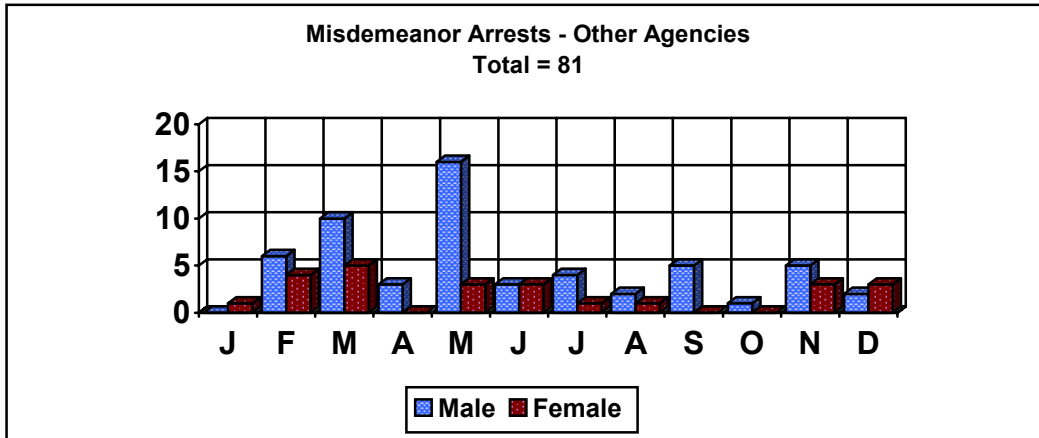
A total of 25 men and 7 women were arrested on felony charges from other agencies.

# Chapter 5

## Arrest Data

There were 81 people arrested on misdemeanor charges originating from other agencies.

Of the 81 people arrested on other agency misdemeanor charges, 57 were men and 24 were women. This calculation is the number of persons arrested, not the number of charges filed against them.



The numbers calculated above are the total number of persons arrested strictly for other agencies from this department. If there were charges from this agency, the arrest would be counted in those titled "local".

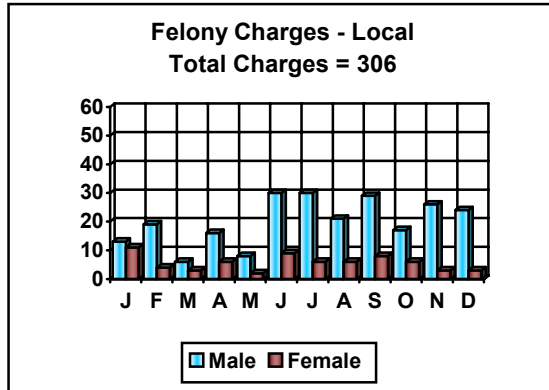
A total of 113 persons were arrested on felony and misdemeanor charges that originated from other agencies. Of this number, 82 were men and 31 were women.

In 2006 there were 185 arrests for other agencies. 2007 figures indicate a 57% decrease in persons arrested for other agencies.

# Chapter 5 Arrest Data

## Charge Information

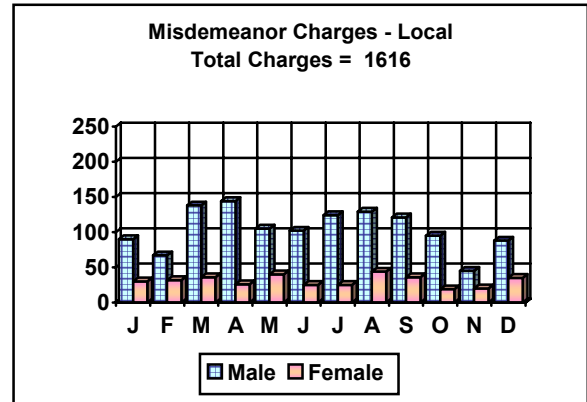
The following section provides information concerning ALL charges filed on the persons arrested. Each charge is considered individually for this section.



The previous chart indicated the number of felony charges on men and women. During 2007, there were 239 local felony charges filed on men and 67 local felony charges filed on women, giving a total of 306 local felony charges filed. This is a decrease over 2006, which showed 264 felony charges filed on men and 111 filed on women. This is a 18% decrease over last year.

Misdemeanor crimes are by far the most common charges as indicated in the following chart.

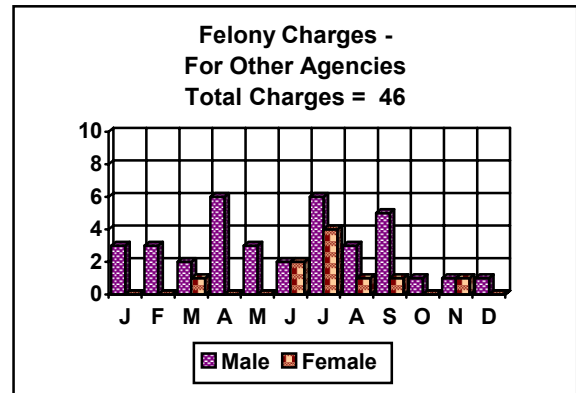
During 2007, there were a total of 1616 local misdemeanor charges filed. Of this total, 1248 were filed on men and 368 were filed against women. This is a decrease over 2006 which had a total of 2349 local misdemeanor charges filed on both men and women. This year showed a decrease in local misdemeanor charges filed over last year.



An additional 303 other charges were filed on individuals where the charges originated from agencies other than Copperas Cove.

Of these, 46 were felony charges, 36 filed on men and 10 filed on women.

The following chart shows the Felony charges filed on men and women for Other Agencies.

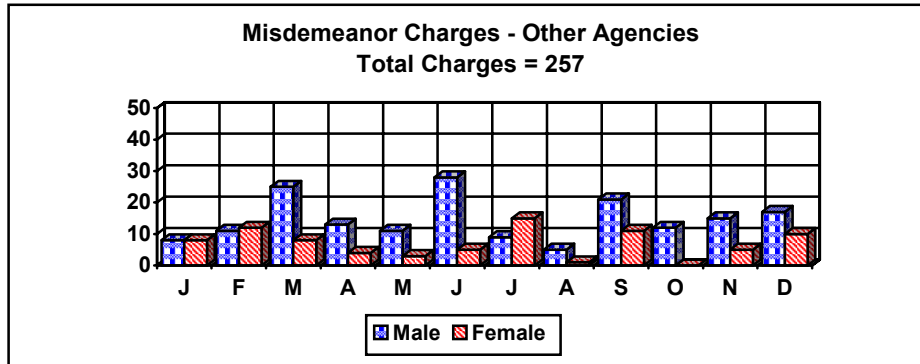


Comparing these totals to 2006, we find a decrease in the number of felony charges from other agencies filed against men, 2007 having 36 and 2006 having 52. The number of felony charges from other agencies against women decreased, there being 10 in 2007 and 16 in 2006.

# Chapter 5

## Arrest Data

Again, misdemeanor charges are the most common charges filed. This holds true with misdemeanor charges filed for other agencies. During 2007 there were 175 misdemeanor charges originating from other agencies filed on men, with 82 misdemeanor charges for other agencies filed on women. This gives a total of 257 misdemeanor charges for other agencies.



Overall, there were 352 felony charges filed on persons placed in our jail, both for our jurisdiction and other agencies. There were 1873 misdemeanor charges filed during 2007, both for our jurisdiction and other agencies. This gives a total of 2,225 charges filed in 2007. This is an overall decrease over 2006 with a total of 3,262 charges filed.

There were a total of 1,402 people arrested during 2007. The total number of charges filed on these people was 2,225. Of this total, 1,289 people were arrested on 1,922 local charges. There were 113 people arrested on charges originating from other agencies. There were 303 charges filed on persons for other agencies. Many of the people arrested on local charges also had charges from other agencies.

# Chapter 5 Arrest Data

## OVERVIEW - ARRESTS & CHARGES

### TOTAL NUMBER OF PERSONS ARRESTED – 2007

	Felony		Misdemeanor		Other Agency Felony		Other Agency Misdemeanor		TOTAL
	Male	Female	Male	Female	Male	Female	Male	Female	
January	11	6	60	17	1	0	0	1	96
February	12	7	48	22	3	0	6	4	102
March	11	4	82	21	2	0	10	5	135
April	12	8	87	18	4	0	3	0	132
May	21	4	68	20	4	0	16	3	136
June	24	9	68	25	2	2	3	3	136
July	20	4	61	17	3	2	4	1	112
August	21	6	78	24	2	1	2	1	135
September	18	7	54	19	2	1	5	0	106
October	16	7	56	13	0	0	1	0	93
November	22	6	41	20	1	0	5	3	98
December	23	4	65	22	1	1	2	3	121
<b>TOTAL</b>	<b>211</b>	<b>72</b>	<b>768</b>	<b>238</b>	<b>25</b>	<b>7</b>	<b>57</b>	<b>24</b>	<b>1,402</b>

### TOTAL NUMBER OF CHARGES FILED – 2007

	Felony		Misdemeanor		Other Agency Felony		Other Agency Misdemeanor		TOTAL
	Male	Female	Male	Female	Male	Female	Male	Female	
January	13	11	90	30	3	0	8	8	163
February	19	4	67	32	3	0	11	12	148
March	6	3	138	36	2	1	25	8	219
April	16	6	144	26	6	0	13	4	215
May	8	2	105	40	3	0	11	3	172
June	30	9	102	25	2	2	28	5	203
July	30	6	124	25	6	4	9	15	219
August	21	6	129	44	3	1	5	1	210
September	29	8	121	36	5	1	21	11	232
October	17	6	95	19	1	0	12	0	150
November	26	3	45	20	1	1	15	5	116
December	24	3	88	35	1	0	17	10	178
<b>TOTAL</b>	<b>239</b>	<b>67</b>	<b>1,248</b>	<b>368</b>	<b>36</b>	<b>10</b>	<b>175</b>	<b>82</b>	<b>2,225</b>

*Chapter*

*6*

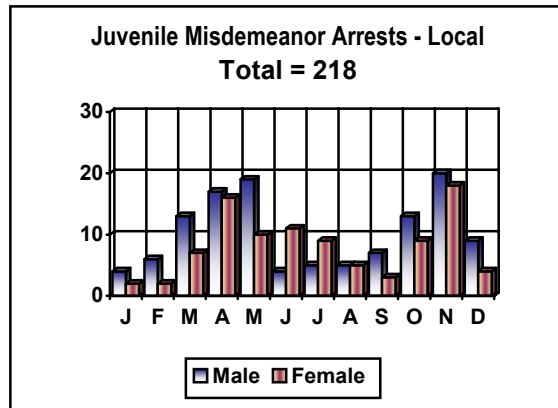
*Juvenile  
Crime*

# Chapter 6 Juvenile Crime

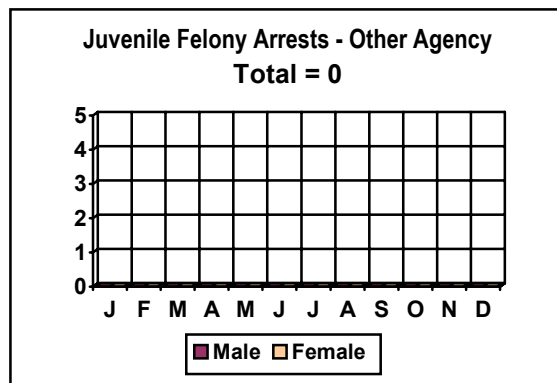
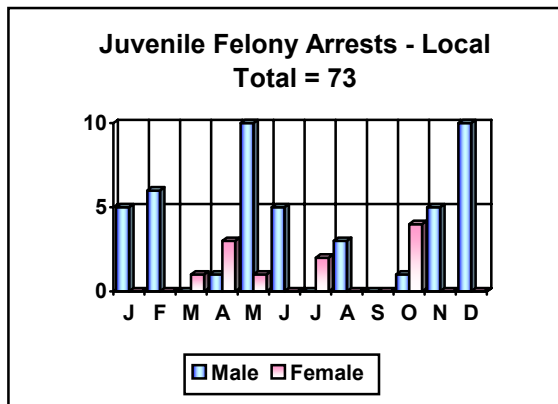
## Arrest Information

The following section will provide information about arrests and charges filed on juveniles in Copperas Cove. Juvenile arrests are classified the same as adult arrests according to UCR standards. Juvenile arrests will calculate the number of juveniles actually handled. The second section will address the number of charges filed on the juveniles and will count and tabulate individual charges rather than persons detained.

As with adults, the following information is broken down into several categories. Those categories are Male/Female Felony local arrests and charges and Male/Female Misdemeanor local arrests and charges. Also included is Male/Female Felony arrests and charges and Male/female Misdemeanor arrests and charges for other departments.



Many times, officers become aware of charges pending from other agencies when they have made contact with a juvenile locally. The following information deals with juveniles held for charges from other agencies.



There were a total of 73 local felony juvenile arrests with 62 males and 11 females.

No juveniles were held on felony charges for another agency.

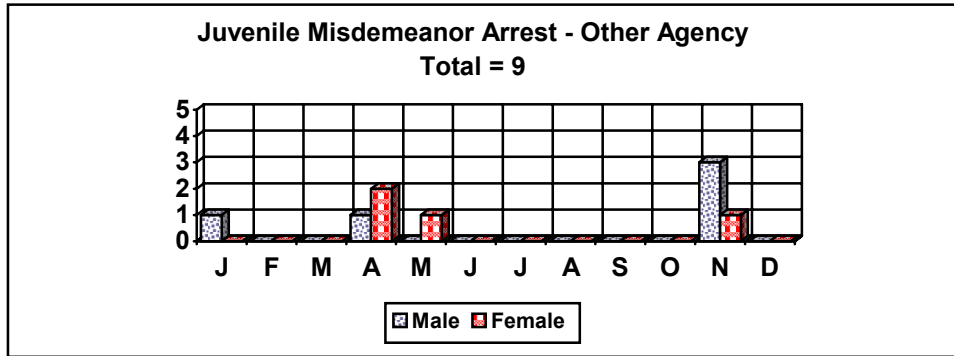
There were 218 local misdemeanor arrests, with 122 males and 96 females.

The total for all juveniles held on local charges, both felony and misdemeanor was 291. Of this total, 184 were males and 107 were females.



## Chapter 6 Juvenile Crime

During the year, a total of 9 juveniles were held on misdemeanor charges for other agencies. Of these 9 juveniles, 5 were males and 4 were females. The following chart breaks down the information by each month. This is a decrease over 2006, which had 11 juveniles held on misdemeanor charges for other agencies. This is about an 18% decrease.



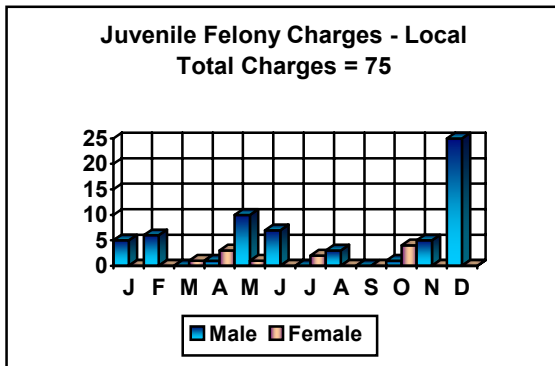
During the past year, there were a total of 189 males detained and 111 females detained. Of these, 62 males were charged with felony crimes and 11 females were charged with felony crimes. There were 127 males charged with misdemeanor crimes and 100 females charged with misdemeanor crimes.

A total of 300 juveniles were detained during 2007. Comparing this with the 275 detentions in 2006, we find that there is a 8% increase in the number of juveniles detained this year.

# Chapter 6 Juvenile Crime

## Charge Information

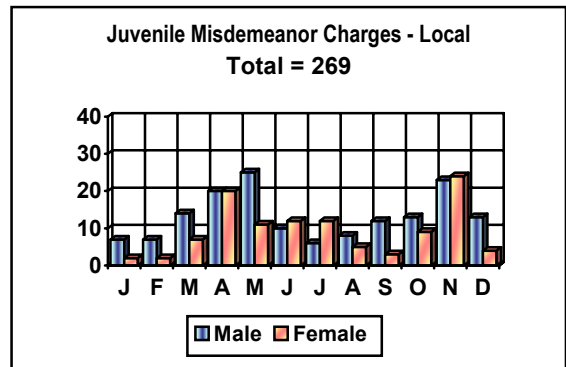
The following section provides information concerning ALL charges filed on the juveniles arrested. Each charge is considered individually for this section, either for local charges or for other agency charges – by the charge.



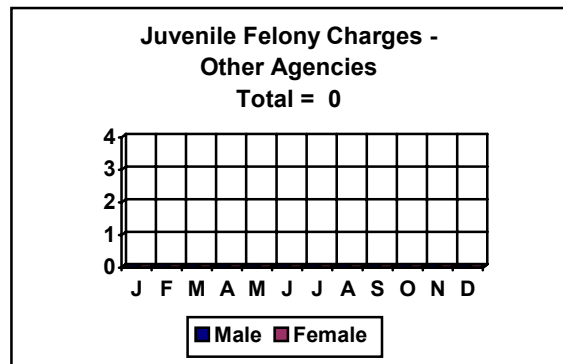
During 2007, there were 64 local felony charges on males and 11 on females. This is an increase over the last year, which showed 42 felony charges on male juveniles and 7 felony charges on female juveniles. This is a 66% increase over last year.

Misdemeanor crimes are by far the most common charges.

During 2007, there was a total of 269 local misdemeanor charges filed on juveniles. Of this total, 158 were male juveniles, and 111 were filed on female juveniles. This is an increase over last year, which had a total of 176 local misdemeanors on male juveniles and 92 local misdemeanor charges filed on female juveniles, giving a total of 268 charges. This is an overall increase in misdemeanor charges filed on juveniles of approximately 1%.



There were 11 misdemeanor charges filed on juveniles where the charges originated from agencies other than Copperas Cove.

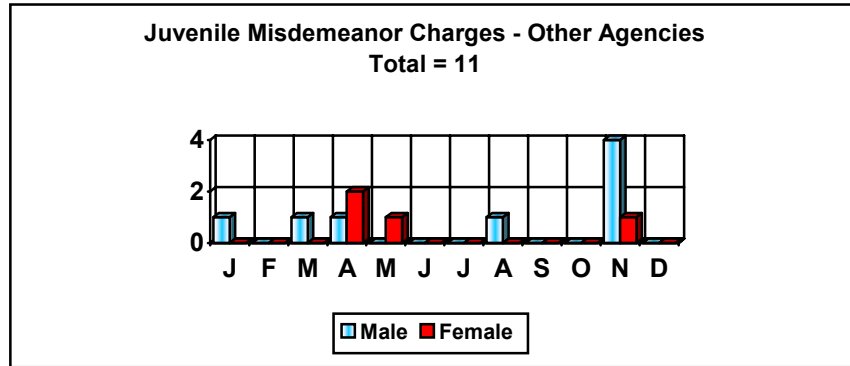


This year, there were 0 felony charges filed on juveniles in which the charges originated from other agency.

# Chapter 6

## Juvenile Crime

During 2007, 7 misdemeanor charges were filed on male juveniles and 4 charges were filed on female juveniles, where the charges originated from another agency.



Overall, there were 75 felony charges filed on juveniles. There were 280 misdemeanor charges filed during 2007 on juveniles. This gives a total of 355 charges filed against juveniles. This is an overall increase in the number of charges filed on juveniles from the previous year. 2006 showed an overall total of 333 charges filed against juveniles. This is a 6% increase in the number of charges filed compared to last year.

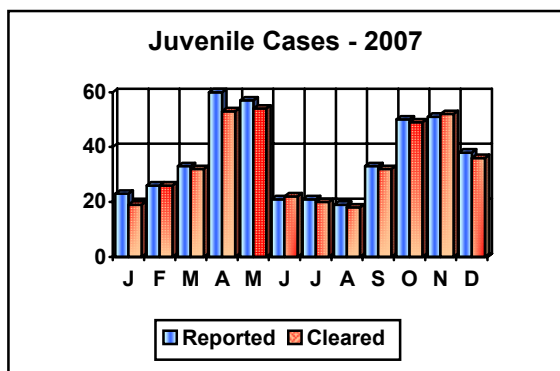
The total number of juveniles arrested during 2007 was 300. The total number of charges filed on these juveniles was 355. Many of the juveniles had multiple charges; some had both local charges and charges from other agencies. In addition, some juveniles had both felony and misdemeanor charges.

# Chapter 6 Juvenile Crime

## Juvenile Cases

Juvenile cases are those crimes that are committed by a juvenile. A juvenile by state statute is a person younger than 17 years of age. Juvenile investigators as well as patrol officers are assigned to work with juvenile cases.

During 2007 there were 433 cases where the offender was known to be or suspected to be a juvenile. When a juvenile is a known offender or a probable offender, the cases are classified as a juvenile case.



Clearances, for the purpose of this report, follow the standards used to clear all cases according to the Uniform Crime Report. As in the UCR, cases can be cleared in two manners, cleared by arrest (includes citations issued) or cleared by exception.

Property recovery does not constitute a cleared case by itself. At least one offender in the case must be charged with the offense to clear a case by arrest.

CASES	REPORTED	CLEARED	% CLEARED
January	23	19	83%
February	26	26	100%
March	33	32	97%
April	61	53	87%
May	57	54	95%
June	21	22	105%
July	21	20	95%
August	19	18	95%
September	33	32	97%
October	50	49	98%
November	51	52	102%
December	38	36	95%
<b>TOTAL</b>	<b>433</b>	<b>413</b>	<b>95%</b>

Cases where the offender is completely unknown are classified as adult cases until further information indicated that the probable offender was a juvenile. For this reason, cases originally reported as an adult case may later be classified as a juvenile case.

Of the 433 reported juvenile cases, 413 were solved during 2007. This equals a 95% clearance rate for known juvenile cases.

During 2006, there were 404 reported juvenile cases, with 375 of them being cleared. On comparing 2006 to 2007, we find a 7% increase in the number of juvenile cases reported to the department.

Of the known juvenile cases reported to the department in 2007, 69 of them were Runaway cases. During the previous year, there were 66 reported runaways. This year shows an increase of 4% in the number of runaway cases.

During 2007, there were 31 hard citations issued to juveniles for curfew violation, and 5 hard citations issued to a parent whose child committed the violation after having received a warning, and one previous hard citation. 36 curfew warnings were issued during 2007 .

## *Chapter 6*

# *Juvenile Crime*

### **Property Loss on Juvenile Cases**

In the Index Crime Section of this report, the total amount of property loss is reported for this department for 2007. This section breaks down the property and shows what portion of that total property loss was as a result of known juvenile cases.

During 2007, there was approximately \$26,765.37 in property stolen as a result of juvenile cases. Of that amount, \$15,420.87 was recovered. This is a 58% recovery rate of stolen property.

Last year, 2006, there was \$16,894.84 in stolen property as a result of juvenile cases. 2006 also showed that \$13,433.84 of that property was recovered – which is about a 80% recovery rate.

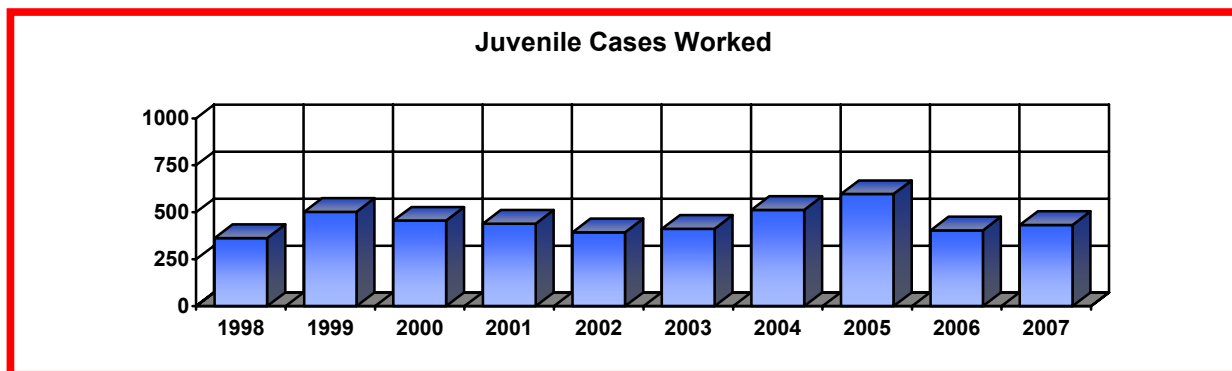
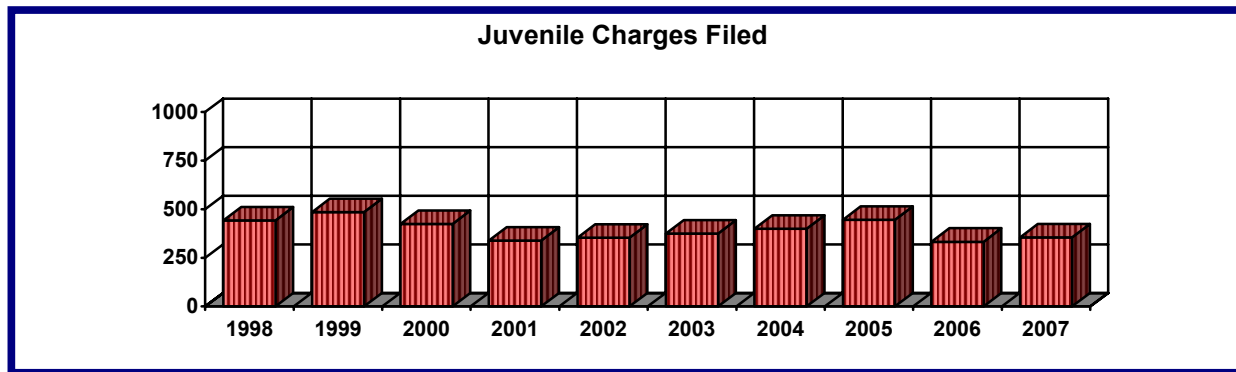
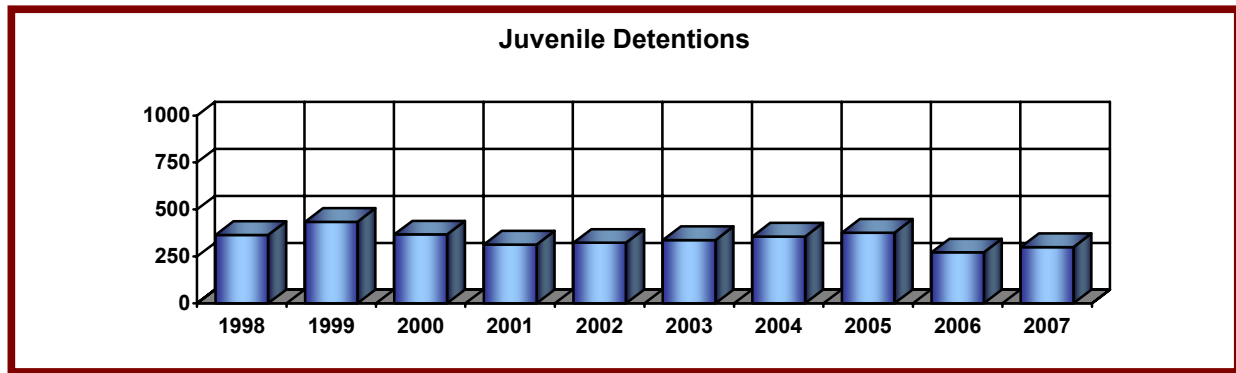
This year showed an increase of 37% in stolen property from juvenile cases.

	<u>PROPERTY LOSS</u>	<u>PROPERTY RECOVERY</u>	<u>% RECOVERED</u>
<b>January</b>	\$7,168.00	\$7,160.00	100%
<b>February</b>	\$0.00	\$0.00	0%
<b>March</b>	\$140.00	\$140.00	100%
<b>April</b>	\$275.00	\$248.00	90%
<b>May</b>	\$2,313.00	\$1,255.00	54%
<b>June</b>	\$3.00	\$3.00	100%
<b>July</b>	\$6,090.00	\$15.00	0%
<b>August</b>	\$91.50	\$170.00	186%
<b>September</b>	\$599.00	\$599.00	0%
<b>October</b>	\$8,914.00	\$4,788.00	54%
<b>November</b>	\$832.87	\$832.87	100%
<b>December</b>	\$339.00	\$210.00	62%
<b>TOTAL</b>	<b>\$26,765.37</b>	<b>\$15,420.87</b>	<b>58%</b>

# Chapter 6

## Juvenile Crime

	1998	1999	2000	2001	2002	2003	2004	2005	2006	2007
<b>Juveniles Detained</b>	365	434	367	314	323	337	356	377	272	300
<b>Charges Filed</b>	443	485	424	339	354	375	400	445	333	355
<b>Cases Worked</b>	363	503	456	440	394	412	513	597	404	433



*Chapter*

**7**

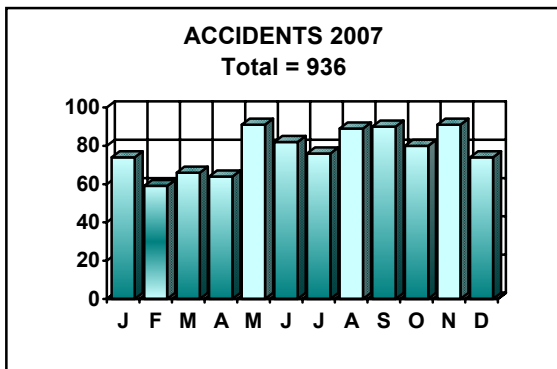
*Traffic  
Analysis*

# Chapter 7

## Traffic Analysis

### Traffic Collisions

This section will provide information concerning the amount and type of accidents that occurred during the calendar year of 2007. Included in the statistics will be information concerning the number of accidents by sector of town, accidents as they occurred by month and day of the week. In addition, information will be provided on the number of days that were free of accidents.



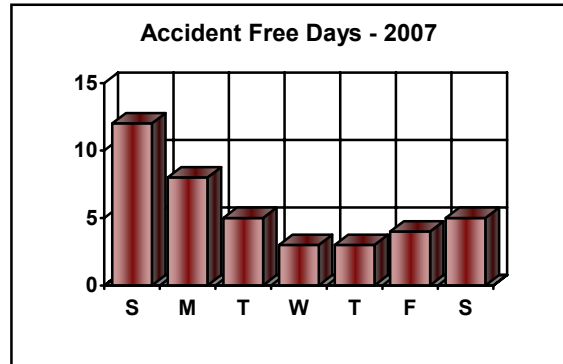
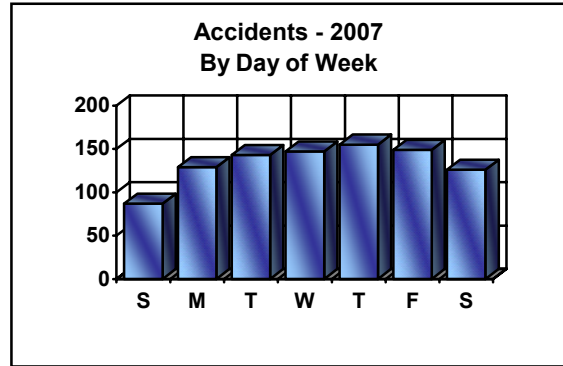
During 2007, there were 936 traffic collisions in Copperas Cove. This is a 12% increase over 2006, which had a total of 834 traffic collisions.

The months having the most accidents were May and November having 91 accidents. The safest month to drive was the month of February with only 59 accidents.

There were 628 traffic citations issued in relation to accidents during the year. Out of the 936 accidents, 26 were known to be DWI (Driving while Intoxicated) related.

Accidents that involved injuries totaled 209, with 295 persons being injured in 2007. There was 1 fatal accident in 2007.

Thursday had the most accidents - 155. Sunday was the safest day to drive having the least number of accidents, totaling 87.



During 2007 there were 40 days in which there were no accidents reported. Of the days of the week, there were more accident free Sundays than any other day of the week - 12. The next safest day of the week to drive was Wednesday, and Thursday with 3 each.

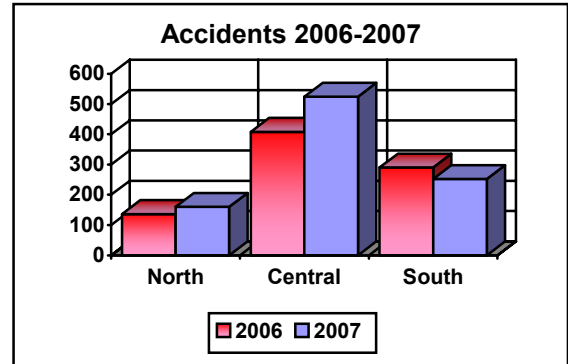


# Chapter 7

## Traffic Analysis

<b>Accidents by Day of the Week</b>		
	<b>2006</b>	<b>2007</b>
<b>Sunday</b>	86	87
<b>Monday</b>	122	129
<b>Tuesday</b>	117	143
<b>Wednesday</b>	126	147
<b>Thursday</b>	122	155
<b>Friday</b>	144	149
<b>Saturday</b>	117	126
<b>TOTAL</b>	<b>834</b>	<b>936</b>

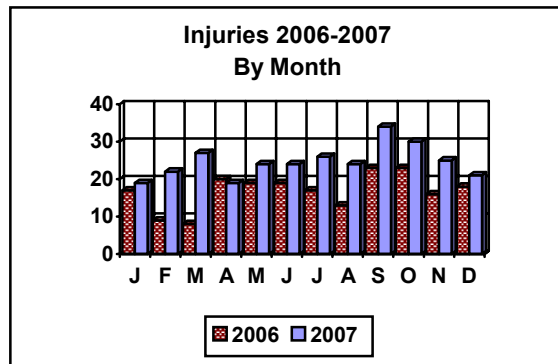
The total number of injuries for 2007 was 295, and during 2006 there were 296 persons injured as result of traffic accidents. This is a decrease in the number of injuries during 2007 of approximately 1%.



The Central section of town – which is located south of the railroad tracks and north of US Hwy 190 – had the most traffic accidents. During 2007, there were 524 accidents in this section of town. The South side of town – the area south of US Hwy 190 – had 252 accidents. The North side of town – the area north of the railroad tracks – had the least number of reported accidents, totaling 160.

Due to the amount of traffic on US Hwy. 190, a large percentage of the accidents are on or adjacent to it. This year, there were 416 accidents on or adjacent to US Hwy. 190 – this is about 45% of all accidents.

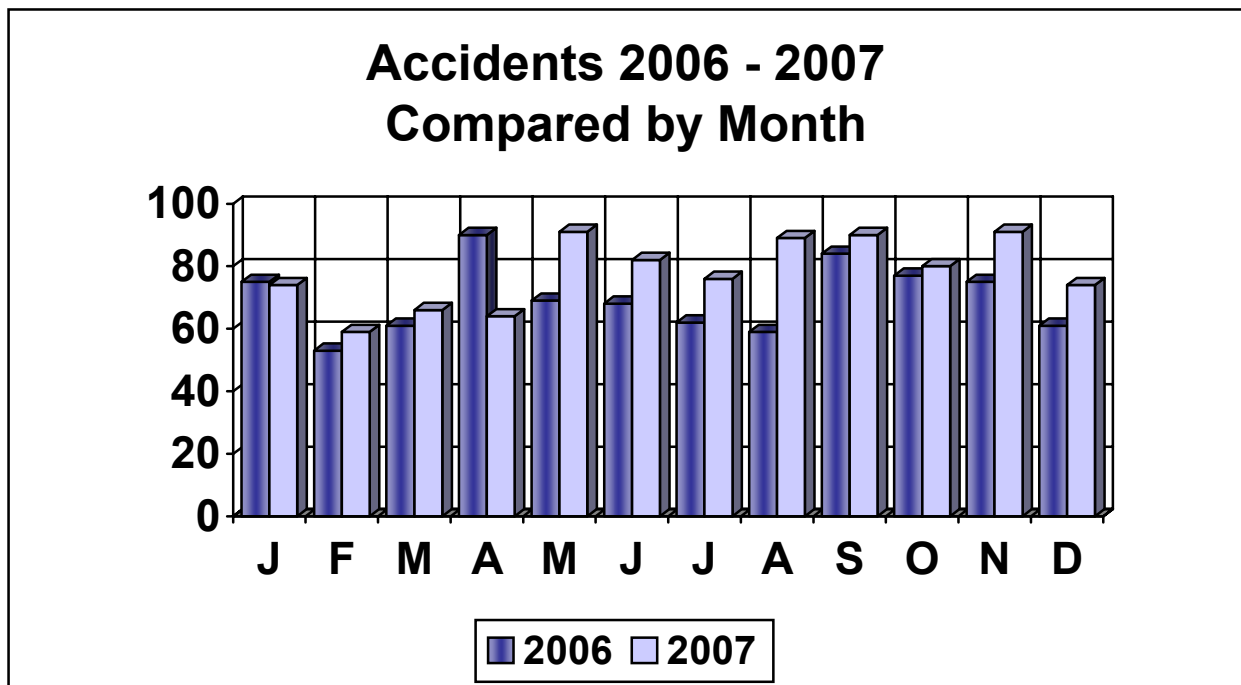
There were no accidents involving the railroad crossing and vehicular traffic during 2007. There were 13 accidents involving motorcycles and 8 accidents involving bicycles. There were 19 pedestrians injured in accidents during the year. Of the total number of accidents that occurred in the city, 143 of these accidents were on private property.



# Chapter 7 Traffic Analysis

## Accidents – Overview 2007

	J	F	M	A	M	J	J	A	S	O	N	D	TOTAL
<b>Accidents</b>	74	59	66	64	91	82	76	89	90	80	91	74	<b>936</b>
<b>Fatal Accidents</b>	0	0	1	0	0	0	0	0	0	0	0	0	<b>1</b>
<b>Fatalities</b>	0	0	1	0	0	0	0	0	0	0	0	0	<b>1</b>
<b># Injury Accidents</b>	14	14	19	16	15	18	19	20	22	18	20	14	<b>209</b>
<b>Total Injuries</b>	19	22	27	19	24	24	26	24	34	30	25	21	<b>295</b>
<b>Pedestrian Accidents</b>	1	0	2	1	3	0	1	3	1	4	1	2	<b>19</b>
<b>Bicycle Accidents</b>	0	0	0	0	2	0	1	0	2	0	1	2	<b>8</b>
<b>Motorcycle Accidents</b>	1	2	0	0	1	3	2	0	0	2	2	0	<b>13</b>
<b>Hit &amp; Run Accidents</b>	9	7	9	8	12	8	9	15	15	17	11	20	<b>140</b>
<b>Railroad Accidents</b>	0	0	0	0	0	0	0	0	0	0	0	0	<b>0</b>
<b>On/Adjacent Hwy 190</b>	24	25	29	30	35	40	43	39	40	36	47	28	<b>416</b>
<b>DWI Accidents</b>	2	2	1	1	3	2	1	3	1	3	2	5	<b>26</b>
<b>On Private Property</b>	11	8	8	14	15	14	11	16	14	13	10	9	<b>143</b>
<b>Tickets</b>	50	32	52	41	52	74	49	58	56	56	64	44	<b>628</b>



# Chapter 7

## Traffic Analysis

### Citations

This section will provide information concerning citations that were issued by officers. Primarily, citations are issued for traffic violations; however, citations can be issued for Class C Misdemeanor charges. Some of these charges might include Curfew Violation, Drunk in Public, Assault by Contact, Theft under \$50, and others. This section will give information about all citations issued.

During the year of 2007, there were 8,442 citations issued for various offenses. This is a increase of 6% over last year, which showed 7,999 citations issued.

For the purpose of analysis, citations will be broken down into three categories. The first will be *traffic citations*. The second will be all *other Class C Misdemeanor* citations. The third section will be *warning citations*. The first two are called “hard citations” because these citations require the offender to make an appearance in court and on conviction require the settlement of a penalty. Warning citations are tickets that are warnings only to the offender – they do not require the offender to appear at the court. They may, however, require the offender to take necessary steps to repair the vehicle in the case of equipment violations.

### Traffic Violations

Of the 8,442 hard citations issued during the year of 2007, 5,785 were classified as traffic violations. This is 69% of all citations. Of the total citations, 628 or 8% were Traffic Accident related Citations.

Citations of this class involve violations of the law dealing with traffic and other vehicle violations such as expired inspection stickers, expired driver’s license and no insurance.

CHARGE	TOTAL
Speeding	1,623
Ran Stop Sign	254
Ran Red Light	175
Ran Yield Sign	5
Violate License Restriction Code	12
No Drivers License	410
Expired Drivers License	90
Permit Unlicensed Driver to Drive	6
License Plate Exp.	314
Unregistered Vehicle	12
MVI Sticker Exp.	476
Fail to Control Speed	155
Unsafe Backing	36
Passing Unsafe	17
Hazardous Parking Violation	11
Regulatory Parking Violation	12
Vehicle Equipment Violation	34
Fail to Yield Right of Way	134
No M/C Endorsement	1
Unnecessary Noise	8
Seatbelt Violation	346
No Proof Financial Responsibility	1,493
Drag Racing	0
Improper Turn	9
Wrong side - Not passing	6
Follow too Close	4
Improper Start from Park	0
Wrong Way - One Way Street	0
Unsafe Lane Change	23
All Other Traffic	119
<b>TRAFFIC CITATIONS TOTAL</b>	<b>5,785</b>

# Chapter 7

## Traffic Analysis

### Other Class C Citations

Other hard citations during 2007 totaled 2,657 or 32%. Included in this category are Curfew Violations for both child and parent, Assault, Minor in possession of alcohol, Make alcohol available to a minor, Criminal Mischief under \$50, Theft under \$50, and Drunkenness.

The Curfew Violations listed do not include the first offense Curfew Violation, which is a Warning citation to the offender.

Comparing the total number of other hard citations in 2006 to 2007, we see an increase by 169% in the number of citations. In 2006 there were 988 other hard citations issued and in 2007 there were 2,657 other hard citations.

CHARGE	TOTAL
Drunk in Public	70
Public Intoxication	10
Disorderly Conduct	114
Possession Drug Paraphernalia	41
Theft under \$50	43
Minor in Possession Alcohol	24
Assault by Contact/Threat	164
Domestic Pet at Large	157
Fail to ID	75
No Solicitors Permit	15
Curfew Violation - Minor	27
Curfew Violation - Parent	5
Daytime Curfew	4
Make Alcohol Available to Minor	0
Reckless Damage	9
Criminal Mischief under \$50	20
Urine in Public	0
Smoking on School Grounds	1
Discharge Firearm/City	6
Fireworks Violations	2
Block Passageway	0
Paging Device on School Property	0
Enter on Property of Another	50
Disregard Peace Officer	0
Alcohol on School Property	0
Trespassing	15
Disrupt Class	7
Skateboard on Street	0
Unnecessary Noise	11
Loitering on School Grounds	0
Minor in Possession Tobacco	54
All Other	1,733
<b>TOTAL</b>	<b>2,657</b>

# Chapter 7

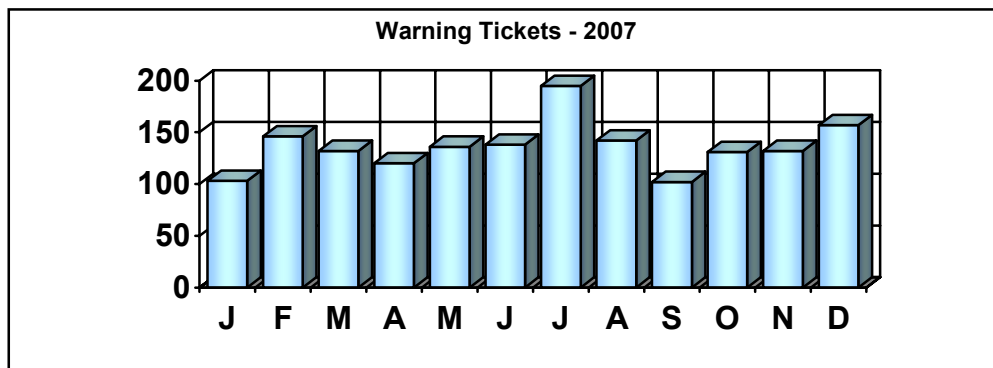
## Traffic Analysis

### Warning Citations

Warning citations may be issued for any charge that a hard citation is issued. Officers have the discretion of writing a warning or a hard citation. 1,634 warning citations were issued during 2007.

The month of July had the most warning citations issued, totaling 195. September had the fewest number of warning citations issued that being 102.

The number of warning citations issued during 2006 totaled 1890 warnings. This year's total was 1,634, which is a 14% decrease in warning citations this year.



The total number of all hard citations, 8,442, and warning citations, 1,634, issued in 2007 was 10,076. The year 2006 showed 7,999 hard citations and 1,890 warning citations giving a total of 9,889 citations. This is an overall increase in citations of about 2%.

*Chapter*

*8*

*Department  
Summary*

# Chapter 8

## Department Summary

### Department Statistics

<b>Total Man Hours</b>	<b>116,013</b>
Department Man Hours	116,013
Reserve Man Hours	0
Volunteer Man Hours	0
Internship Man Hours	0
<b>Police Calls For Service</b>	<b>19,570</b>
<b>Total Number Reports Taken</b>	<b>6,084</b>
<b>Part I Crimes Reported</b>	<b>1,348</b>
<b>Part I Crimes Cleared</b>	<b>266</b>
<b>Part II Crimes Reported</b>	<b>3,721</b>
<b>Part II Crimes Cleared</b>	<b>2,395</b>
<b>Total Crimes Reported</b>	<b>5,069</b>
<b>Total Crimes Cleared</b>	<b>2,661</b>
<b>Incident Reports Taken</b>	<b>1,015</b>
<b>Accident Reports Taken</b>	<b>936</b>
<b>Adults Placed in Jail</b>	<b>1,291</b>
<b>Juveniles Detained</b>	<b>300</b>
<b>Total 9-1-1 Calls</b>	<b>14,651</b>
9-1-1 Emergency Calls	306
9-1-1 Hang-up Calls	2,557
9-1-1 Non-emergency Calls	11,788

<b>Hard Citations</b>	8,442
<b>Warning Citations</b>	1,634
<b>Warrants Served (Felony)</b>	284
<b>Warrants Served (Misdemeanor)</b>	1,375
<b>DWI Arrests</b>	129
<b>Trespass Warnings</b>	178
<b>Field Interviews</b>	206
<b>Parking Warnings</b>	107
<b>Crime Hazard Letters</b>	594
<b>Stolen Property</b>	\$1,313,605
<b>Recovered Property</b>	\$433,048
<b>Curfew Warnings - Day</b>	25
<b>Curfew Warnings - Night</b>	53
<b>Curfew Citations/Child - Day</b>	4
<b>Curfew Citations/Child - Night</b>	27
<b>Curfew Citations/Parent</b>	5
<b>False Alarms</b>	508

*Chapter*

*9*

*Racial Profiling  
Report*



# *Copperas Cove Police Department*

## *Racial Profiling Report*



### **Introduction**

---

Racial Profiling is defined by Texas law as a law enforcement-initiated action based on an individual's race, ethnicity, or national origin rather than on the individual's behavior or on information identifying the individual as having engaged in criminal activity. There are two corollary principles that follow from adopting this definition of racial profiling:

- 1) police may not use racial or ethnic stereotypes as factors in selecting whom to stop and search, and
- 2) police may use race or ethnicity to determine whether a person matches a specific description of a particular suspect.

One of the most important steps in addressing a problem is acknowledging its existence. The problem of racial profiling is complex and multifaceted. The majority of police officers are hard-working public servants who perform a dangerous job with dedication and honor. However, the perception that some police officers are engaging in racial profiling has created resentment and distrust of the police, particularly in minority communities. When law enforcement practices are perceived to be biased, unfair, or disrespectful, individuals as well as entire communities are less willing to trust and confide in police officers, report crimes, and participate in problem solving communities.

Since January 1, 2002, the Copperas Cove Police Department, in accordance with the Texas Racial Profiling Law (S.B. No. 1074), has been collecting police contact data for the purpose of identifying and responding (if necessary) to concerns regarding racial profiling practices. It is our hope that the findings provided in this report will serve as evidence that the Copperas Cove Police Department continues to strive towards the goal of maintaining strong relations with the community.

In this report, the reader will encounter several sections designed at providing background information on the rationale and objectives of the Texas Racial Profiling Law. Other sections contain information relevant to the institutional policies adopted by the Copperas Cove Police Department banishing the practice of racial profiling among its officers.

The final components of this report provide statistical data relevant to the public contacts made during the period of January 1, 2007 and December 31, 2007. This information has been analyzed and compared to the data from the Census 2000 Summary for the city of Copperas Cove and the Texas Fair Roads Standard. It is our sincere hope that the channels of communication between community leaders and the Copperas Cove Police Department continue to strengthen as we move forward to meet the challenges of the near future.

# Copperas Cove Police Department

## Racial Profiling Report



### Section 1 Department Policy on Racial Profiling

---

#### I. PURPOSE AND POLICY

This Racial Profiling Policy is adopted in compliance with the requirements of Articles 2.131 through 2.136, Texas Code of Criminal Procedure, which prohibits Texas peace officers from engaging in racial profiling.

#### II. DEFINITIONS

- A. **Racial Profiling:** means a law enforcement-initiated action based on an individual's race, ethnicity, or national origin rather than on the individual's behavior or on information identifying the individual as having engaged in criminal activity. Racial profiling pertains to persons who are viewed as suspects or potential suspects of criminal behavior. The term is not relevant as it pertains to witnesses, complainants, persons needing assistance, or other citizen contacts.
- B. **Race or Ethnicity:** means of a particular descent, including Caucasian, African, Hispanic, Asian, or Native American descent.
- C. **Acts Constituting Racial Profiling:** are acts initiating law enforcement action, such as a traffic stop, a detention, a search, issuance of a citation, or an arrest based solely upon an individual's race, ethnicity, or national origin or on the basis of racial or ethnic stereotypes, rather than upon the individual's behavior, information identifying the individual as having possibly engaged in criminal activity, or other lawful reasons for the law enforcement action.
- D. **Pedestrian Stop:** means an interaction between a peace officer and an individual who is being detained for the purposes of a criminal investigation in which the individual is not under arrest.
- E. **Traffic Stop:** means the stopping of a motor vehicle by a peace officer for an alleged violation of law or ordinance regulating traffic.

#### III. PROHIBITION

- A. Peace officers of the City of Copperas Cove are strictly prohibited from engaging in racial profiling.
- B. The prohibition against racial profiling does not preclude the use of race, ethnicity, or national origin as factors in a detention decision by a peace officer. Race, ethnicity, or national origin may be legitimate factors in such a decision when used as part of a description of a suspect or witness for whom a peace officer is searching.

#### IV. COMPLAINT PROCESS AND PUBLIC EDUCATION

- A. Any person who believes that a peace officer employed by the City has engaged in racial profiling with respect to that person may file a complaint with the City, and no person shall be discouraged, intimidated, or coerced from filing such a complaint, or be discriminated against because they have filed such a complaint.

# *Copperas Cove Police Department*

## *Racial Profiling Report*

- B. The City shall accept and investigate citizen complaints alleging racial profiling by its peace officers. Such complaints shall be in writing, or the city employee, officer, or official receiving the complaint should reduce the same to writing, and should include the time, place, and details of the incident of alleged racial profiling, the identity or description of the peace officer or officers involved, and the identity and manner of contacting the complainant.
- C. Any peace officer, city employee, or city official who receives a citizen complaint alleging racial profiling shall forward the complaint to the Chief of Police within 12 hours of receipt of the complaint.
- D. Receipt of each complaint shall be acknowledged to the complainant in writing, all such complaints shall be reviewed and investigated by the Division Lieutenant within a reasonable period of time, and the results of the Division Lieutenant's review and investigation shall be filed with the Chief of Police and with the complainant.
- E. In investigating a complaint alleging racial profiling, the Division Lieutenant shall seek to determine if the officer who is the subject of the complaint has engaged in a pattern of racial profiling that includes multiple acts constituting racial profiling for which there is no reasonable, credible explanation based on established police and law enforcement procedures. A single act constituting racial profiling may not be considered a pattern of racial profiling, and shall not be grounds for corrective action.
- F. In the event that a complaint of racial profiling filed by an individual involves an occurrence that was recorded on audio or video, the Division Lieutenant shall, upon commencement of the investigation of the complaint and upon written request of the officer, promptly provide a copy of the recording to the peace officer that is a subject of the complaint.
- G. The police department shall provide education to the public concerning the racial profiling complaint process. A summary of the public education efforts made during the preceding year shall be included with the annual report filed with the governing body of the City of Copperas Cove under Part VI below.

### **V. CORRECTIVE ACTION**

Any peace officer who is found, after investigation, to have engaged in racial profiling in violation of this policy shall be subject to corrective action, which may include reprimand; diversity, sensitivity or other appropriate training or counseling; paid or unpaid suspension; termination of employment, or other appropriate action as determined by the Chief of Police.

### **VI. COLLECTION OF INFORMATION AND ANNUAL REPORT WHEN CITATION ISSUED OR ARREST MADE**

- A. For each traffic stop in which a citation is issued and for each arrest resulting from such traffic stops, a peace officer involved in the stop shall collect information identifying the race or ethnicity of the person detained, stating whether a search was conducted, and if a search was conducted, whether the person detained consented to the search.

# *Copperas Cove Police Department*

## *Racial Profiling Report*

- B. The information collected shall be compiled in an annual report covering the period January 1 through December 31 of each year, and shall be submitted to the governing body of the City of Copperas Cove no later than March 1 of the following year.
- C. The annual report shall not include identifying information about any individual stopped or arrested, and shall not include identifying information about any peace officer involved in a stop or arrest.

### **VII. AUDIO AND VIDEO EQUIPMENT**

- A. The Chief of Police shall, immediately upon enactment of this policy, commence examination of the feasibility of installing video camera equipment and transmitter-activated equipment in each City motor vehicle regularly used to make traffic stops, and transmitter-activated equipment in each City motorcycle regularly used to make traffic stops, and shall report to the governing body of the City of Copperas Cove on the findings of such examination no later than six months following enactment of this policy. The report shall include funding options available to the City, including any funding available through the Department of Public Safety.
- B. In the event that the findings of such examination support the installation of such equipment, the governing body shall consider and take action on installing the equipment, applying for funding to secure and install such equipment, or such other action as the governing body considers appropriate. In the event the examination does not support installing such equipment, the Chief of Police shall periodically update the governing body on such feasibility.
- C. In the event that the governing body determines that funds are needed in order to install the equipment, it shall pass a resolution certifying that fact to the Department of Public Safety. On receipt of either sufficient funds or video and audio equipment, the governing body shall install video and transmitter-activated equipment in each motor vehicle regularly used to make traffic stops, and shall install transmitter-activated equipment on each motorcycle regularly used to make traffic stops, and the governing body shall pass a resolution certifying to the Department of Public Safety that such equipment has been installed and is being used to record each traffic and pedestrian stop made by a peace officer employed by the City that is capable of being recorded by video and audio or audio equipment, as appropriate.

### **VIII. REVIEW OF VIDEO AND AUDIO DOCUMENTATION-STANDARDS**

- A. In the event that audio and video equipment is installed, each audio and video recording shall be retained for a minimum period of ninety (90) days unless a complaint is filed alleging that a peace officer of the City has engaged in racial profiling with respect to a traffic or pedestrian stop, in which case the recording shall be retained until final disposition of the complaint.
- B. In conjunction with preparation of the annual report required under Part VI above, the Patrol Lieutenant shall periodically conduct reviews of a randomly-selected

# *Copperas Cove Police Department*

## *Racial Profiling Report*

sampling of video and audio recordings made recently by peace officers employed by the City in order to determine if patterns of racial profiling exist.

- C. In reviewing audio and video recordings, the Patrol Lieutenant shall seek to determine if the officer who is involved therein has engaged in a pattern of racial profiling that includes multiple acts constituting racial profiling for which there is no reasonable, credible explanation based on established police and law enforcement procedures.
- D. A single act constituting racial profiling may not be considered a pattern of racial profiling, and shall not be grounds for corrective action.

### **IX. COLLECTION, COMPLIANCE, ANALYSIS, AND REPORTING REQUIREMENTS IN ABSENCE OF EITHER AUDIO AND VIDEO EQUIPMENT OR NON-FUNDING CERTIFICATION BY THE GOVERNING BODY**

- A. In addition to the annual report required when citations are issued and arrests made, and so long as the City of Copperas Cove has not equipped all motor vehicles and motorcycles regularly used to make traffic and pedestrian stops with audio and video equipment, as applicable, and so long as the City has not or is not able to certify to the Department of Public Safety that it needs funds for such audio and video equipment but has not received such funds, then each peace officer of the City shall make the following report for each traffic and pedestrian stop:
  - 1. A physical description of each person detained as a result of the stop, including:
    - a. the person's gender; and
    - b. the person's race or ethnicity, as stated by the person, or if the person does not state the person's race or ethnicity, as determined by the officer to the best of his or her ability;
  - 2. The traffic law or ordinances alleged to have been violated or the suspected offense;
  - 3. Whether the officer conducted a search as a result of the stop, and, if so, whether the person detained consented to the search;
  - 4. Whether any contraband was discovered in the course of the search and the type of contraband discovered;
  - 5. Whether probable cause to search existed and the facts supporting the existence of that probable cause;
  - 6. Whether the officer made an arrest as a result of the stop or the search, including a statement of the offense charged;
  - 7. The street address or approximate location of the stop; and
  - 8. Whether the officer issued a warning or a citation as a result of the stop, including a description of the warning or a statement of the violation charged.
- B. The information in each report shall be analyzed and compiled in a report that covers the period January 1 through December 31 of each year, and shall be

# *Copperas Cove Police Department*

## *Racial Profiling Report*

submitted to the governing body of the City of Copperas Cove no later than March 1 of the following year. Each such report shall include:

1. A comparative analysis of the information compiled by each officer under Part IX (a) (1)-(8) to:
    - a. determine the prevalence of racial profiling by peace officers employed by the City; and
    - b. examine the disposition of traffic and pedestrian stops made by officers employed by the City, including searches resulting from such stops; and
  2. Information relating to each complaint filed with the City alleging that a peace officer employed by the City had engaged in racial profiling.
- C. The report required by Part IX may not include identifying information about a peace officer who makes a traffic or pedestrian stop or about an individual who is stopped or arrested by an officer.
- D. The compilation of information, analysis, and report required by Part IX shall not be required for any calendar year during which:
1. The City has equipped all motor vehicles and motorcycles regularly used to make traffic and pedestrian stops with audio and video equipment, and each traffic and pedestrian stop made by a peace officer employed by the City that is capable of being recorded by video and audio or audio equipment, as appropriate, has been so recorded; or
  2. The City has certified to the Department of Public Safety that it needs funds for such audio and video equipment, as described in Part VII(c) above, but has not received such funds.

### **X. PEACE OFFICER AND POLICE CHIEF TRAINING**

- A. Each peace officer employed by the City shall complete the comprehensive education and training program on racial profiling established by the Texas Commission on Law Enforcement Officer Standards and Education (TCLEOSE) not later than the second anniversary of the date the officer was licensed, the date the officer applies for an intermediate proficiency certificate, whichever date is earlier. A person who on September 1, 2001, held a TCLEOSE intermediate proficiency certificate, or who had held a peace officer license issued by TCLEOSE for at least two years, shall complete a TCLEOSE training and education program on racial profiling not later than September 1, 2003.
- B. The Chief of Police shall, in completing the training required by Section 96.641, Texas Education Code, complete the program on racial profiling established by the Bill Blackwood Law Enforcement Management Institute of Texas.



# *Copperas Cove Police Department*

## *Racial Profiling Report*



### **Section 2 Texas Laws on Racial Profiling**

---

#### **Code of Criminal Procedure**

##### **Art. 3.05. Racial Profiling**

In this code, "racial profiling" means a law enforcement-initiated action based on an individual's race, ethnicity, or national origin rather than on the individual's behavior or on information identifying the individual as having engaged in criminal activity.

##### **Art. 2.131. Racial Profiling Prohibited**

A peace officer may not engage in racial profiling.

##### **Art. 2.132. Law Enforcement Policy on Racial Profiling**

(a) In this article:

- (1) "Law enforcement agency" means an agency of the state, or of a county, municipality, or other political subdivision of the state, that employs peace officers who make traffic stops in the routine performance of the officers' official duties.
- (2) "Race or ethnicity" means of a particular descent, including Caucasian, African, Hispanic, Asian, or Native American descent.

(b) Each law enforcement agency in this state shall adopt a detailed written policy on racial profiling. The policy must:

- (1) clearly define acts constituting racial profiling;
- (2) strictly prohibit peace officers employed by the agency from engaging in racial profiling;
- (3) implement a process by which an individual may file a complaint with the agency if the individual believes that a peace officer employed by the agency has engaged in racial profiling with respect to the individual;
- (4) provide public education relating to the agency's complaint process;
- (5) require appropriate corrective action to be taken against a peace officer employed by the agency who, after an investigation, is shown to have engaged in racial profiling in violation of the agency's policy adopted under this article;
- (6) require collection of information relating to traffic stops in which a citation is issued and to arrests resulting from those traffic stops, including information relating to:
  - (A) the race or ethnicity of the individual detained; and
  - (B) whether a search was conducted and, if so, whether the person detained consented to the search; and
- (7) require the agency to submit to the governing body of each county or municipality served by the agency an annual report of the information collected under Subdivision (6) if the agency is an agency of a county, municipality, or other political subdivision of the state.

(c) The data collected as a result of the reporting requirements of this article shall not constitute prima facie evidence of racial profiling.

# *Copperas Cove Police Department*

## *Racial Profiling Report*

(d) On adoption of a policy under Subsection (b), a law enforcement agency shall examine the feasibility of installing video camera and transmitter-activated equipment in each agency law enforcement motor vehicle regularly used to make traffic stops and transmitter-activated equipment in each agency law enforcement motorcycle regularly used to make traffic stops. If a law enforcement agency installs video or audio equipment as provided by this subsection, the policy adopted by the agency under Subsection (b) must include standards for reviewing video and audio documentation.

(e) A report required under Subsection (b) (7) may not include identifying information about a peace officer who makes a traffic stop or about an individual who is stopped or arrested by a peace officer. This subsection does not affect the collection of information as required by a policy under Subsection (b) (6).

(f) On the commencement of an investigation by a law enforcement agency of a complaint described by Subsection (b) (3) in which a video or audio recording of the occurrence on which the complaint is based was made, the agency shall promptly provide a copy of the recording to the peace officer who is the subject of the complaint on written request by the officer.

### **Art. 2.133. Reports Required for Traffic and Pedestrian Stops**

(a) In this article:

(1) "Race or ethnicity" has the meaning assigned by Article 2.132(a).

(2) "Pedestrian stop" means an interaction between a peace officer and an individual who is being detained for the purpose of a criminal investigation in which the individual is not under arrest.

(b) A peace officer who stops a motor vehicle for an alleged violation of a law or ordinance regulating traffic or who stops a pedestrian for any suspected offense shall report to the law enforcement agency that employs the officer information relating to the stop, including:

(1) a physical description of each person detained as a result of the stop, including:

(A) the person's gender; and

(B) the person's race or ethnicity, as stated by the person or, if the person does not state the person's race or ethnicity, as determined by the officer to the best of the officer's ability;

(2) the traffic law or ordinance alleged to have been violated or the suspected offense;

(3) whether the officer conducted a search as a result of the stop and, if so, whether the person detained consented to the search;

(4) whether any contraband was discovered in the course of the search and the type of contraband discovered;

(5) whether probable cause to search existed and the facts supporting the existence of that probable cause;

(6) whether the officer made an arrest as a result of the stop or the search, including a statement of the offense charged;

(7) the street address or approximate location of the stop; and

(8) whether the officer issued a warning or a citation as a result of the stop, including a description of the warning or a statement of the violation charged.



# *Copperas Cove Police Department*

## *Racial Profiling Report*

### **Art. 2.134. Compilation and Analysis of Information Collected**

- (a) In this article, "pedestrian stop" means an interaction between a peace officer and an individual who is being detained for the purpose of a criminal investigation in which the individual is not under arrest.
- (b) A law enforcement agency shall compile and analyze the information contained in each report received by the agency under Article 2.133. Not later than March 1 of each year, each local law enforcement agency shall submit a report containing the information compiled during the previous calendar year to the governing body of each county or municipality served by the agency in a manner approved by the agency.
- (c) A report required under Subsection (b) must include:
- (1) a comparative analysis of the information compiled under Article 2.133 to:
    - (A) determine the prevalence of racial profiling by peace officers employed by the agency; and
    - (B) examine the disposition of traffic and pedestrian stops made by officers employed by the agency, including searches resulting from the stops; and
  - (2) information relating to each complaint filed with the agency alleging that a peace officer employed by the agency has engaged in racial profiling.
- (d) A report required under Subsection (b) may not include identifying information about a peace officer who makes a traffic or pedestrian stop or about an individual who is stopped or arrested by a peace officer. This subsection does not affect the reporting of information required under Article 2.133(b)(1).
- (e) The Commission on Law Enforcement Officer Standards and Education shall develop guidelines for compiling and reporting information as required by this article.
- (f) The data collected as a result of the reporting requirements of this article shall not constitute prima facie evidence of racial profiling.

### **Art. 2.135. Exemption for Agencies Using Video and Audio Equipment**

- (a) A peace officer is exempt from the reporting requirement under Article 2.133 and a law enforcement agency is exempt from the compilation, analysis, and reporting requirements under Article 2.134 if:
- (1) during the calendar year preceding the date that a report under Article 2.134 is required to be submitted:
    - (A) each law enforcement motor vehicle regularly used by an officer employed by the agency to make traffic and pedestrian stops is equipped with video camera and transmitter-activated equipment and each law enforcement motorcycle regularly used to make traffic and pedestrian stops is equipped with transmitter-activated equipment; and
    - (B) each traffic and pedestrian stop made by an officer employed by the agency that is capable of being recorded by video and audio or audio equipment, as appropriate, is recorded by using the equipment; or
  - (2) the governing body of the county or municipality served by the law enforcement agency, in conjunction with the law enforcement agency, certifies to the Department of Public Safety, not later than the date specified by rule by the department, that the law enforcement agency needs funds or video and audio equipment for the purpose of installing video and audio equipment as described by Subsection (a)(1)(A) and the

# *Copperas Cove Police Department*

## *Racial Profiling Report*

agency does not receive from the state funds or video and audio equipment sufficient, as determined by the department, for the agency to accomplish that purpose.

(b) Except as otherwise provided by this subsection, a law enforcement agency that is exempt from the requirements under Article 2.134 shall retain the video and audio or audio documentation of each traffic and pedestrian stop for at least 90 days after the date of the stop. If a complaint is filed with the law enforcement agency alleging that a peace officer employed by the agency has engaged in racial profiling with respect to a traffic or pedestrian stop, the agency shall retain the video and audio or audio record of the stop until final disposition of the complaint.

(c) This article does not affect the collection or reporting requirements under Article 2.132.

### **Art. 2.136. Liability**

A peace officer is not liable for damages arising from an act relating to the collection or reporting of information as required by Article 2.133 or under a policy adopted under Article 2.132.

### **Art. 2.137. Provision of Funding or Equipment**

(a) The Department of Public Safety shall adopt rules for providing funds or video and audio equipment to law enforcement agencies for the purpose of installing video and audio equipment as described by Article 2.135(a)(1)(A), including specifying criteria to prioritize funding or equipment provided to law enforcement agencies. The criteria may include consideration of tax effort, financial hardship, available revenue, and budget surpluses. The criteria must give priority to:

- (1) law enforcement agencies that employ peace officers whose primary duty is traffic enforcement;
- (2) smaller jurisdictions; and
- (3) municipal and county law enforcement agencies.

(b) The Department of Public Safety shall collaborate with an institution of higher education to identify law enforcement agencies that need funds or video and audio equipment for the purpose of installing video and audio equipment as described by Article 2.135(a)(1)(A). The collaboration may include the use of a survey to assist in developing criteria to prioritize funding or equipment provided to law enforcement agencies.

(c) To receive funds or video and audio equipment from the state for the purpose of installing video and audio equipment as described by Article 2.135(a)(1)(A), the governing body of a county or municipality, in conjunction with the law enforcement agency serving the county or municipality, shall certify to the Department of Public Safety that the law enforcement agency needs funds or video and audio equipment for that purpose.

(d) On receipt of funds or video and audio equipment from the state for the purpose of installing video and audio equipment as described by Article 2.135(a)(1)(A), the governing body of a county or municipality, in conjunction with the law enforcement agency serving the county or municipality, shall certify to the Department of Public Safety that the law enforcement agency has installed video and audio equipment as described by Article 2.135(a)(1)(A) and is using the equipment as required by Article 2.135(a)(1).

# *Copperas Cove Police Department*

## *Racial Profiling Report*

### **Art. 2.138. Rules**

The Department of Public Safety may adopt rules to implement Articles 2.131-2.137.

### **Education Code**

#### **96.641. Initial Training and Continuing Education for Police Chiefs**

(a) The Bill Blackwood Law Enforcement Management Institute of Texas shall establish and offer a program of initial training and a program of continuing education for police chiefs. The curriculum for each program must relate to law enforcement management issues. The institute shall develop the curriculum for the programs. The curriculum must be approved by the Commission on Law Enforcement Officer Standards and Education.

(b) Each police chief must receive at least 40 hours of continuing education provided by the institute under this section each 24-month period.

(c) An individual appointed or elected to that individual's first position as chief must receive not fewer than 80 hours of initial training for new chiefs in accordance with Subsections (d) and (e).

(d) A newly appointed or elected police chief shall complete the initial training program for new chiefs not later than the second anniversary of that individual's appointment or election as chief. The initial training program for new chiefs is in addition to the initial training and continuing education required by Chapter 415, Government Code. The first 24-month period begins under Subsection (b) for an individual who completes the initial training program for new chiefs on the first anniversary of the date the individual completed the initial training program.

(e) The institute by rule may provide for the waiver of:

(1) the requirement of all or part of the 80 hours of initial training for new chiefs to the extent the new chief has satisfactorily completed equivalent training in the 24 months preceding the individual's appointment or election; or

(2) the continuing education requirements of Subsection (b) for an individual who has satisfactorily completed equivalent continuing education in the preceding 24 months.

(f) An individual who is subject to the continuing education requirements of Subsection (b) is exempt from other continuing education requirements under Subchapter H, Chapter 1701, Occupations Code.

(g) In this section, "police chief" or "chief" means the head of a police department.

(h) The chief of a municipal police department must be licensed as a peace officer by the commission no later than one year after the date that the chief is appointed to the position of police chief. The commission shall establish requirements for licensing and for revocation, suspension, cancellation, or denial of peace officer license for a police chief.

(i) A police chief who does not comply with this section cannot continue to be the chief.

(j) As part of the initial training and continuing education for police chiefs required under this section, the institute shall establish a program on asset forfeiture under Chapter 59, Code of Criminal Procedure. The program must include an examination of the best practices for educating peace officers about asset forfeiture and monitoring peace officers' compliance with laws relating to asset forfeiture.

(j) As part of the initial training and continuing education for police chiefs required under this section, the institute shall establish a program on racial profiling. The program must include an examination of the best practices for:

# *Copperas Cove Police Department*

## *Racial Profiling Report*

- (1) monitoring peace officers' compliance with laws and internal agency policies relating to racial profiling;
- (2) implementing laws and internal agency policies relating to preventing racial profiling; and
- (3) analyzing and reporting collected information.

### **Occupations Code**

#### **1701.402. Proficiency Certificates**

(a) The commission shall issue certificates that recognize proficiency based on law enforcement training, education, and experience. For this purpose the commission shall use the employment records of the employing agency.

(b) As a requirement for a basic proficiency certificate, the commission shall require completion of local courses or programs of instruction on federal and state statutes that relate to employment issues affecting peace officers and county jailers, including:

- (1) civil service;
- (2) compensation, including overtime compensation, and vacation time;
- (3) personnel files and other employee records;
- (4) management-employee relations in law enforcement organizations;
- (5) work-related injuries;
- (6) complaints and investigations of employee misconduct; and
- (7) disciplinary actions and the appeal of disciplinary actions.

(c) An employing agency is responsible for providing the training required by this section.

(d) As a requirement for an intermediate proficiency certificate, an officer must complete an education and training program on asset forfeiture established by the commission under Section 1701.253(e).

Text of subsec. (d) as added by Acts 2001, 77th Leg., ch. 947, § 5

(d) As a requirement for an intermediate proficiency certificate, an officer must complete an education and training program on racial profiling established by the commission under Section 1701.253(e).

### **Transportation Code**

#### **543.202. Form of Record**

(a) In this section, "race or ethnicity" means of a particular descent, including Caucasian, African, Hispanic, Asian, or Native American descent.

(b) The record must be made on a form or by a data processing method acceptable to the department and must include:

- (1) the name, address, physical description, including race or ethnicity, date of birth, and driver's license number of the person charged;
- (2) the registration number of the vehicle involved;
- (3) whether the vehicle was a commercial motor vehicle as defined by Chapter 522 or was involved in transporting hazardous materials;
- (4) the person's social security number, if the person was operating a commercial motor vehicle or was the holder of a commercial driver's license or commercial driver learner's permit;

# *Copperas Cove Police Department*

## *Racial Profiling Report*

- (5) the date and nature of the offense, including whether the offense was a serious traffic violation as defined by Chapter 522;
- (6) whether a search of the vehicle was conducted and whether consent for the search was obtained;
- (7) the plea, the judgment, and whether bail was forfeited;
- (8) the date of conviction; and
- (9) the amount of the fine or forfeiture.

# *Copperas Cove Police Department*

## *Racial Profiling Report*



### **Section 3 Baseline Data**

---

Before statistics can be evaluated, it is necessary to define the baseline for comparison. Several methods for determining a baseline have been proposed throughout the state and none are perfect. There are shortcomings with each proposed method. Generally, the following methods for determining baselines have been suggested:

- (1) The ACLU's Fair Roads Standard that uses census data to determine the number of households with vehicles available.
- (2) Census data for specific jurisdictions such as the racial demographics for Copperas Cove.
- (3) Licensed driver data for the geographic area.

The Texas Fair Roads Standard uses Census data on the number of households with vehicles available to calculate a statistical baseline by which departments can estimate the prevalence of racial profiling as required in Texas state law. This method tends to exclude the underprivileged families who may share vehicles with other members of their family not living in the same residence or others who drive periodically for various reasons. In the specific area of Southern Coryell County, it tends to exclude untold numbers of soldiers who were not counted in the census as being residents of Coryell County at all or who tend not to own a car but drive none the less.

Using Census data is problematic because of the regional nature of Copperas Cove. Due to Fort Hood, this area experiences a high fluctuation of not just population but also racial demographics. With the Census only being completed once every ten years, this baseline will become less and less accurate every year. Many of the personnel on Fort Hood are not native to the Central Texas area and may not be counted on the Census at all.

Driver license data is also difficult for this geographic area because large numbers of the area's population are not licensed drivers in Texas. Additionally, driver license data does not separate white from Hispanic drivers. They are considered the same by Texas DPS driver license data.

Additional concerns for baseline comparison arise from the evaluation of mixed race individuals. Officers are instructed to make their best estimate as to the race or ethnicity of a driver if they cannot gather the information from the driver license information. Many times individuals are encountered with those who are Hispanic but have an Anglo last name. A person who is black and Caucasian mixed may appear black but not have been counted as "one race" black by the census. And finally, a person may be a white Hispanic or black Hispanic. Black Hispanics would most likely be categorized as black by a police officer but counted as Hispanic in the census. There is and continues to be a concern regarding the Census undercounting of minorities.

With these many issues in mind, this report will utilize the "race alone or in combination with one or more other races" Census Data and the Fair Roads Standard Data for Copperas Cove.



# Copperas Cove Police Department

## Racial Profiling Report



### Section 4 Department Statistics

---

#### **Table 1**

The Copperas Cove Police Department performed 9510 traffic and pedestrian stops in CY 2007. Of these stops, 63.7% of the individuals were white, 23.1% were black, 9.6% were Hispanic, 3.5% were Asian and of other races. These statistics revealed no anomalies when compared to the baseline data and reflected very little change over CY 2006.

#### **Table 2**

6040 or 63.5% of the 9510 stops were conducted on residents of Copperas Cove and 3470 or 36.5% were conducted on non-residents. This statistic reveals that a large percentage of police contacts are performed on individuals who reside outside of Copperas Cove making the available baseline data even less accurate. There is currently no system in place which measures the demographics of non-residents who visit, drive through, or work in Copperas Cove.

#### **Table 3**

Of the 9510 stops, 4151 or 43.6% resulted in citations being issued with 6468 charges being filed. 64.7% were issued to white individuals, 22.6% were issued to black individuals, 9.3% were issued to Hispanic individuals, and 3.4% were issued to Asian and all other individuals. Like Table 1, these statistics revealed no anomalies when compared to the baseline data and reflected very little change over CY 2006.

#### **Table 4**

2671 or 64.3% of the 4151 citation stops were conducted on residents of Copperas Cove and 1480 or 35.7% were conducted on non-residents. Like Table 2, this statistic reveals that a large percentage of citation stops were conducted on individuals who reside outside of Copperas Cove.

#### **Table 5**

The Copperas Cove Police Department arrested or detained a total of 1516 individuals during CY 2007 with 1216 being adults (individuals over the age of 16). 280 or 18.5% of the 1516 arrests occurred during a stop. Of the 280 arrests, 61.1% were white, 30.7% were black, 7.5% were Hispanic, and 0.8% were Asian and of other races.

Statistics also revealed that of the 1216 total adult arrests, 661 or 54.4% of the arrests involved warrants being issued from a court. The remaining 555 or 45.6% were based on the officer's discretion. When broken down, a discrepancy is revealed among the five race categories. This discrepancy reflects not only in the arrest percentages but also in the search percentages since the

# *Copperas Cove Police Department*

## *Racial Profiling Report*

majority of searches are performed after an arrest is made. The breakdown of total adult arrests compared to warrant arrests by race is as follows;

White – 366 out of 671 total arrests or 54.5% of arrests were for warrants.  
Black – 252 out of 447 total arrests or 56.4% of arrests were for warrants.  
Hispanic – 39 out of 87 total arrests or 44.8% of arrests were for warrants.  
Asian – 2 out of 7 total arrests or 28.6% of arrests were for warrants.  
Other – 2 out of 4 total arrests or 50.0% of arrests were for warrants.

### **Table 6**

A review of these same 9510 stops revealed that arrests were made only on 280 of the stops which is a frequency of 2.9% or about once every 34 stops. 2.8% of white individuals stopped were arrested, 3.9% for black individuals, 2.3% for Hispanics, 4.8% for Asians, and 0.8% for all other races.

### **Table 7**

190 or 67.9% of the 280 arrests were for residents of Copperas Cove and 90 or 32.1% were for non-residents. Like Tables 2 and 4, this statistic reveals that a large percentage of arrests are against individuals who reside outside of Copperas Cove.

### **Table 8**

Of the 9510 stops, 511 searches were conducted. Of these 511 searches, 220 were based on consent from the individual and 291 were based on probable cause, incident to an arrest, or a vehicle inventory. 58.9% of those searched were white, 29.4% were black, 9.6% were Hispanic, and 2.2% were Asian and of other races.

### **Table 9**

An analysis of searches shows that a search was performed on 5.4% of all stops or about once every 19 stops. 5.0% of white individuals stopped were searched, 6.8% for black individuals, 5.4% for Hispanics, 2.4% for Asians, and 4.8% for all other races.

### **Table 10**

332 or 65% of the 511 searches were conducted on residents of Copperas Cove and 179 or 35% were on non-residents. Like Tables 2, 4, and 7, this statistic reveals that a large percentage of searches are conducted on individuals who reside outside of Copperas Cove.

The law requires no discussion of formal complaints filed against the department or any individual officers for racial profiling but it should be known that during the calendar year of 2007, the Copperas Cove Police Department received no formal complaints for racial profiling.

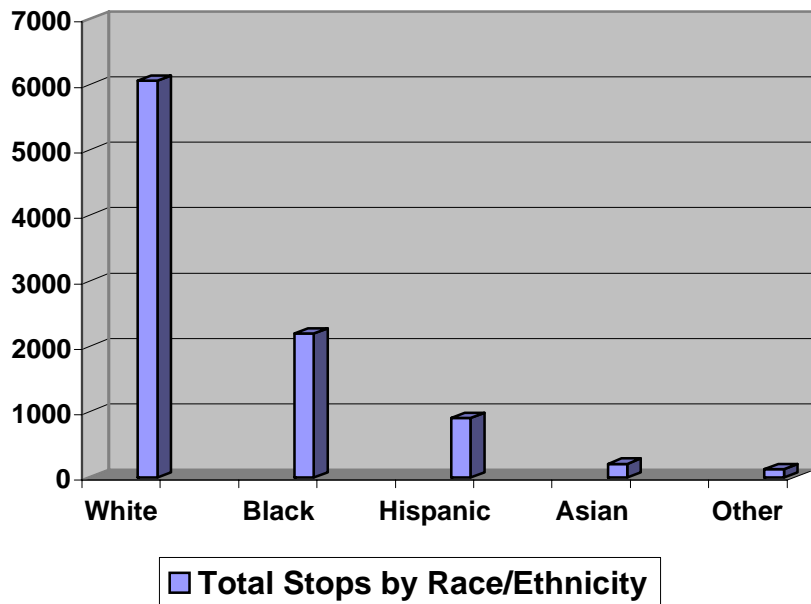


# *Copperas Cove Police Department*

## *Racial Profiling Report*

**Table 1: Total Traffic / Pedestrian Stops by Race/Ethnicity**

	<b>Total</b>	<b>% of Total</b>	<b>Population</b>	<b>Fair Roads</b>
White	6062	63.7%	69.4%	65.2%
Black	2201	23.1%	22.3%	19.5%
Hispanic	912	9.6%	11.7%	9.2%
Asian	209	2.2%	4.3%	2.6%
Other	126	1.3%	9.6%	3.6%
<b>Total Stops</b>	<b>9510</b>	<b>100%</b>		

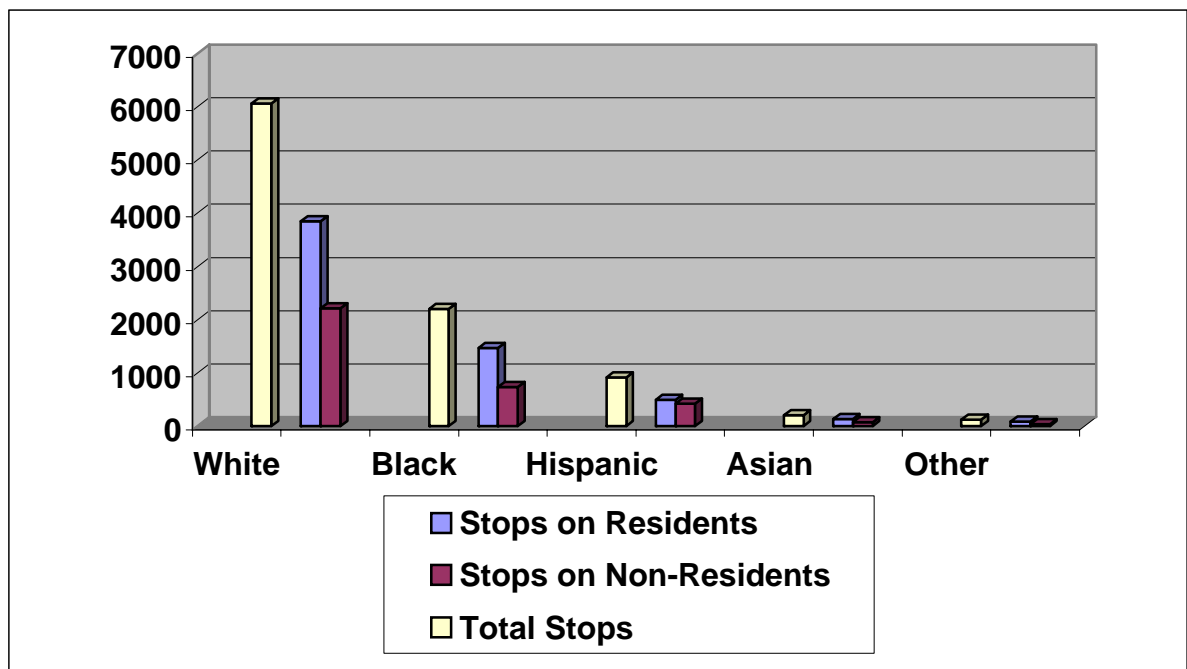


# *Copperas Cove Police Department*

## *Racial Profiling Report*

**Table 2: Total Traffic / Pedestrian Stops by Resident & Non-Resident**

	<b>Total Stops</b>	<b>Stops on Residents</b>	<b>% of Stops on Residents</b>	<b>Stops on Non-Residents</b>	<b>% of Stops on Non-Residents</b>
White	6062	3853	63.6%	2209	36.4%
Black	2201	1465	66.6%	736	33.4%
Hispanic	912	494	54.2%	418	45.8%
Asian	209	138	66.0%	71	34.0%
Other	126	90	71.4%	36	28.6%
<b>Total Stops</b>	<b>9510</b>	<b>6040</b>	<b>63.5%</b>	<b>3470</b>	<b>36.5%</b>

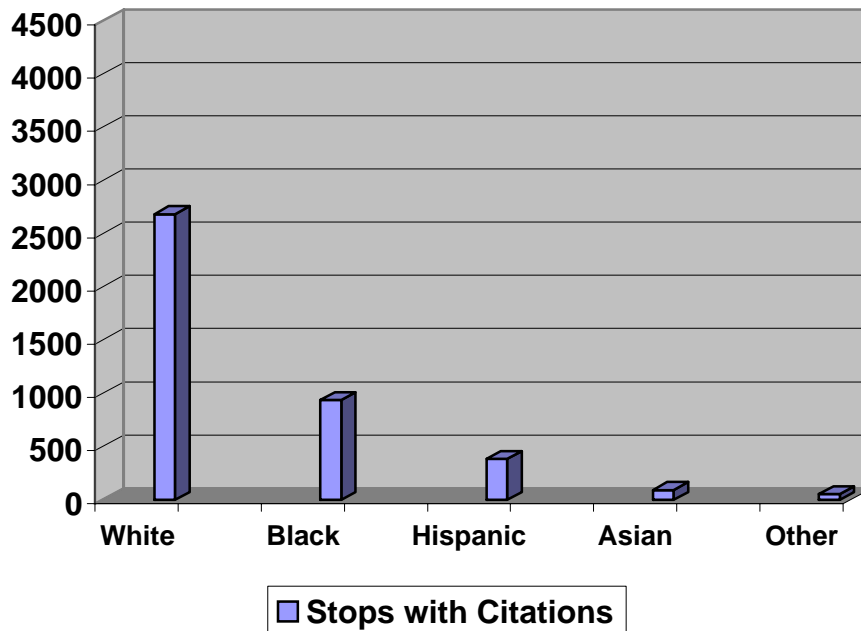


# *Copperas Cove Police Department*

## *Racial Profiling Report*

**Table 3: Traffic / Pedestrian Stops with Citations Issued**

	<b>Total</b>	<b>% of Total</b>	<b>Population</b>	<b>Fair Roads</b>
White	2686	64.7%	69.4%	65.2%
Black	938	22.6%	22.3%	19.5%
Hispanic	384	9.3%	11.7%	9.2%
Asian	92	2.2%	4.3%	2.6%
Other	51	1.2%	9.6%	3.6%
<b>Total Stops w/ Citations</b>	<b>4151</b>	<b>100%</b>		
<b>Total Citation Charges</b>	<b>6468</b>			

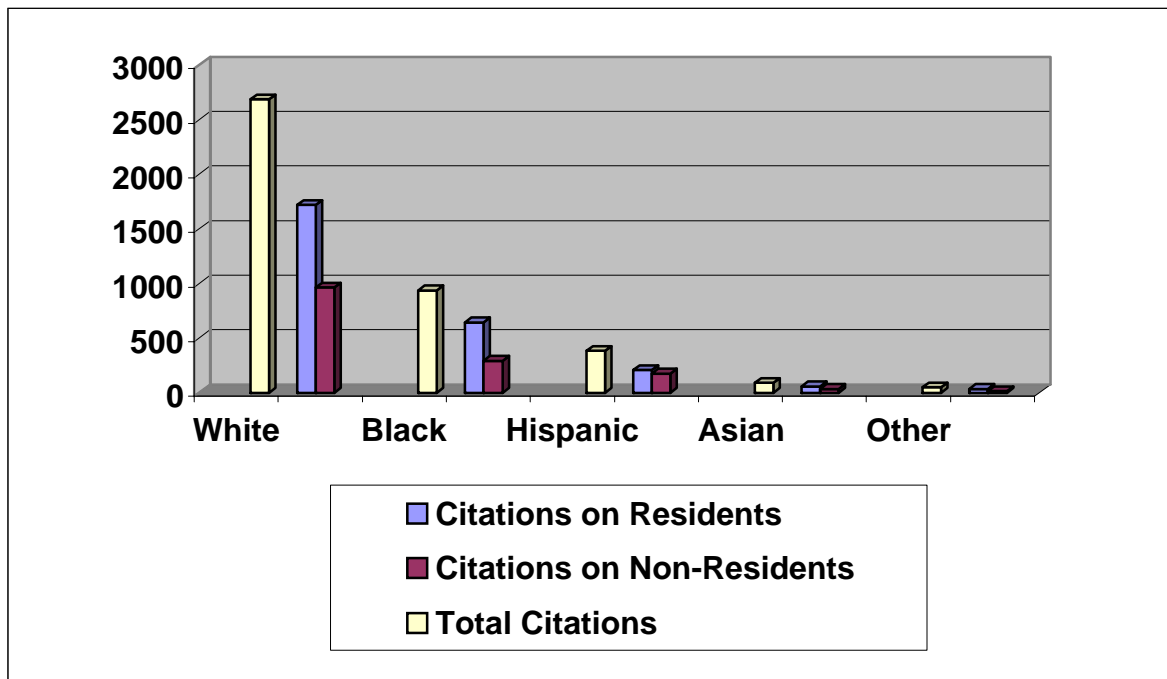


# *Copperas Cove Police Department*

## *Racial Profiling Report*

**Table 4: Traffic / Pedestrian Citations by Resident & Non-Resident**

	<b>Total Citations</b>	<b>Citations on Residents</b>	<b>% of Citations on Residents</b>	<b>Citations on Non-Residents</b>	<b>% of Citations on Non-Residents</b>
White	2686	1721	64.1%	965	35.9%
Black	938	646	68.9%	292	31.1%
Hispanic	384	209	54.4%	175	45.6%
Asian	92	58	63.0%	34	37.0%
Other	51	37	72.5%	14	27.5%
<b>Total Stops</b>	<b>4151</b>	<b>2671</b>	<b>64.3%</b>	<b>1480</b>	<b>35.7%</b>

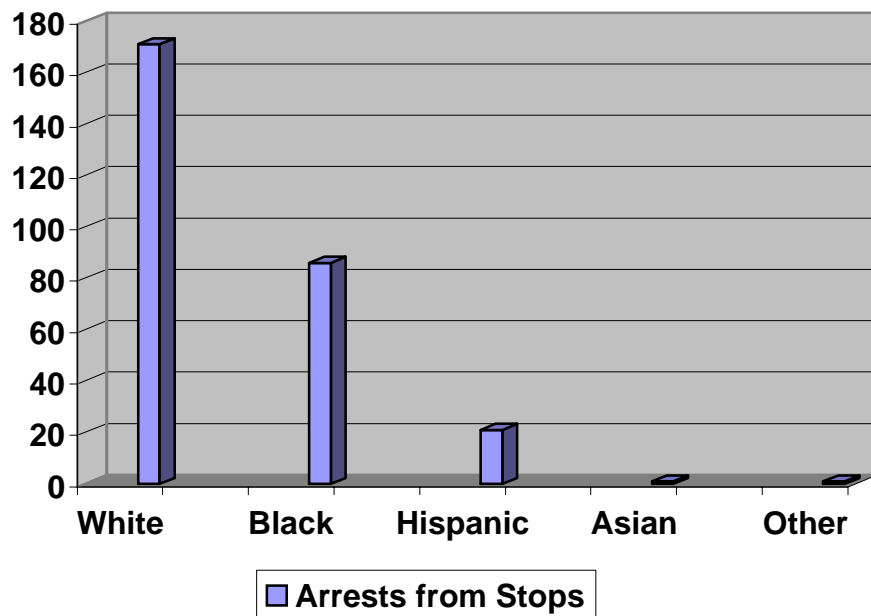


# *Copperas Cove Police Department*

## *Racial Profiling Report*

**Table 5: Traffic / Pedestrian Stops with Arrests**

	<b>Total</b>	<b>% of Total</b>	<b>Population</b>	<b>Fair Roads</b>
White	171	61.1%	69.4%	65.2%
Black	86	30.7%	22.3%	19.5%
Hispanic	21	7.5%	11.7%	9.2%
Asian	1	0.4%	4.3%	2.6%
Other	1	0.4%	9.6%	3.6%
<b>Total Stops w/ Arrests</b>	<b>280</b>	<b>100%</b>		
<b>Total Department Arrests</b>	<b>1516</b>			

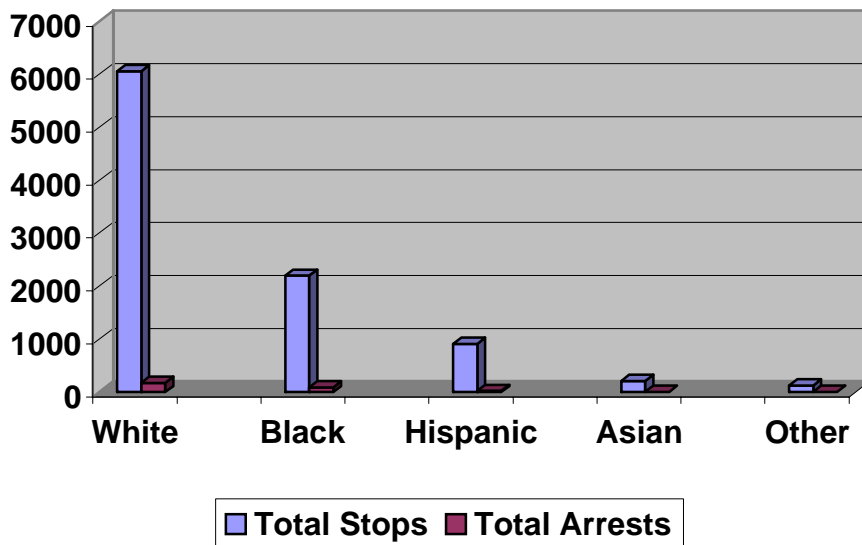


# *Copperas Cove Police Department*

## *Racial Profiling Report*

**Table 6: Percentage of Persons Arrested on Stops**

	<b>Total Stops</b>	<b>Total Arrests</b>	<b>% Arrested on Stops</b>
White	6062	171	2.8%
Black	2201	86	3.9%
Hispanic	912	21	2.3%
Asian	209	1	4.8%
Other	126	1	0.8%
<b>Totals</b>	<b>9510</b>	<b>280</b>	<b>2.9%</b>

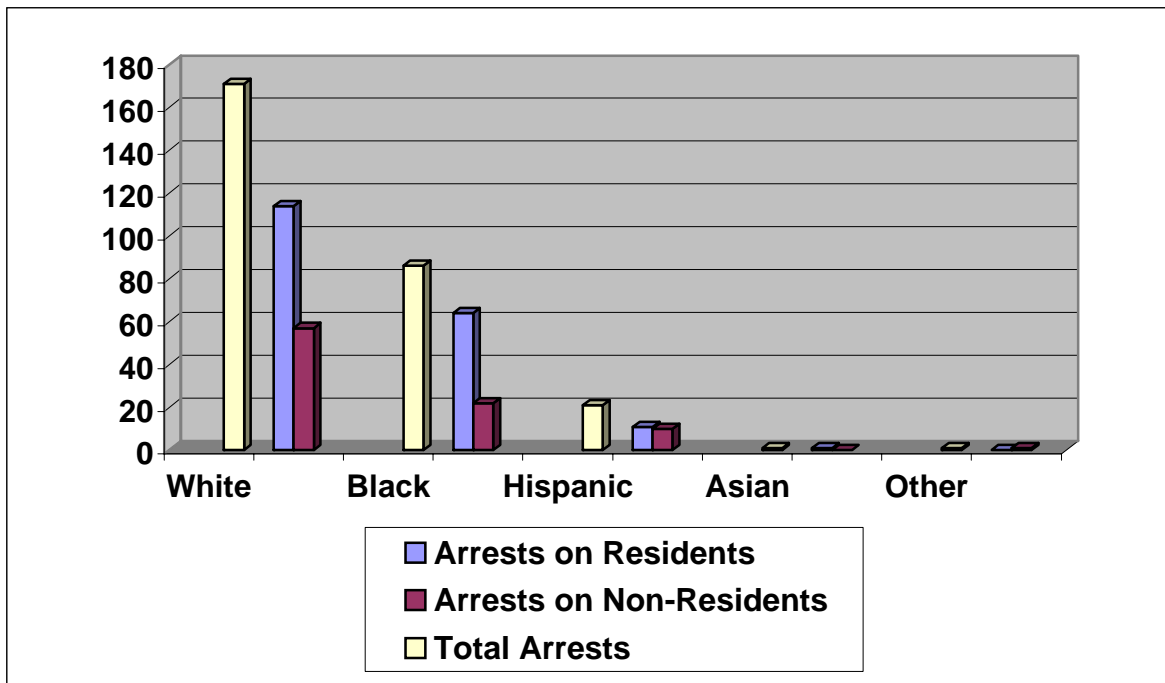


# *Copperas Cove Police Department*

## *Racial Profiling Report*

**Table 7: Traffic / Pedestrian Arrests by Resident & Non-Resident**

	<b>Total Arrests</b>	<b>Arrests on Residents</b>	<b>% of Arrests on Residents</b>	<b>Arrests on Non-Residents</b>	<b>% of Arrests on Non-Residents</b>
White	171	114	66.7%	57	33.3%
Black	86	64	74.4%	22	25.6%
Hispanic	21	11	52.4%	10	47.6%
Asian	1	1	100.0%	0	0.0%
Other	1	0	0.0%	1	100.0%
<b>Total Stops</b>	<b>280</b>	<b>190</b>	<b>67.9%</b>	<b>90</b>	<b>32.1%</b>

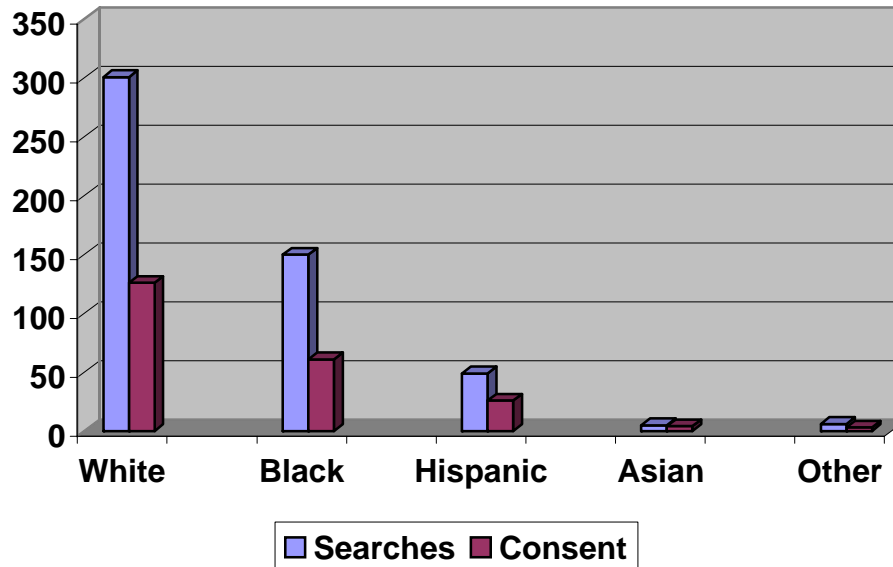


# *Copperas Cove Police Department*

## *Racial Profiling Report*

**Table 8: Searches During Traffic / Pedestrian Stops**

	<b>Total</b>	<b>% of Total</b>	<b>Consent Searches</b>	<b>% of Consent</b>	<b>Population</b>	<b>Fair Roads</b>
White	301	58.9%	126	57.3%	69.4%	65.2%
Black	150	29.4%	61	27.7%	22.3%	19.5%
Hispanic	49	9.6%	26	11.8%	11.7%	9.2%
Asian	5	1.0%	4	1.8%	4.3%	2.6%
Other	6	1.2%	3	1.4%	9.6%	3.6%
<b>Total Stops w/ Searches</b>	<b>511</b>	<b>100%</b>	<b>220</b>	<b>100%</b>		



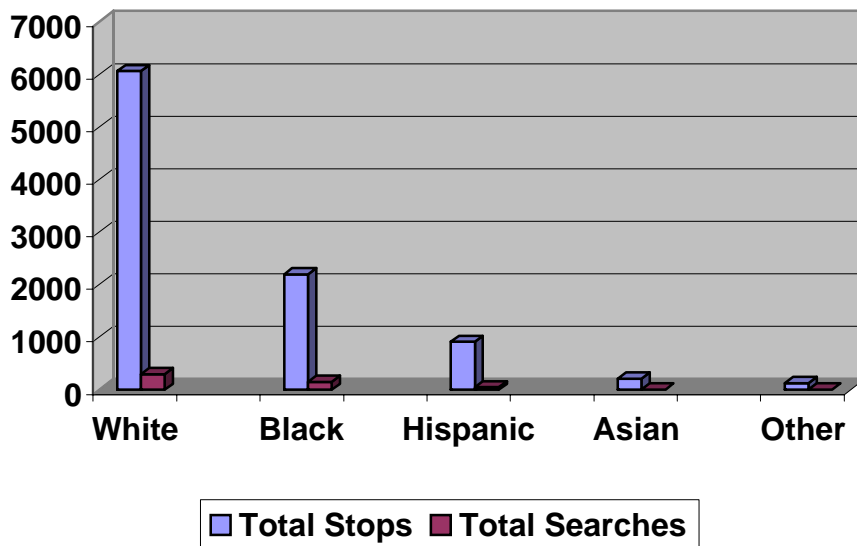


# *Copperas Cove Police Department*

## *Racial Profiling Report*

**Table 9: Percentage of Persons Searched on Stops**

	<b>Total Stops</b>	<b>Total Searches</b>	<b>% Searched on Stops</b>
White	6062	301	5.0%
Black	2201	150	6.8%
Hispanic	912	49	5.4%
Asian	209	5	2.4%
Other	126	6	4.8%
<b>Totals</b>	<b>9510</b>	<b>511</b>	<b>5.4%</b>

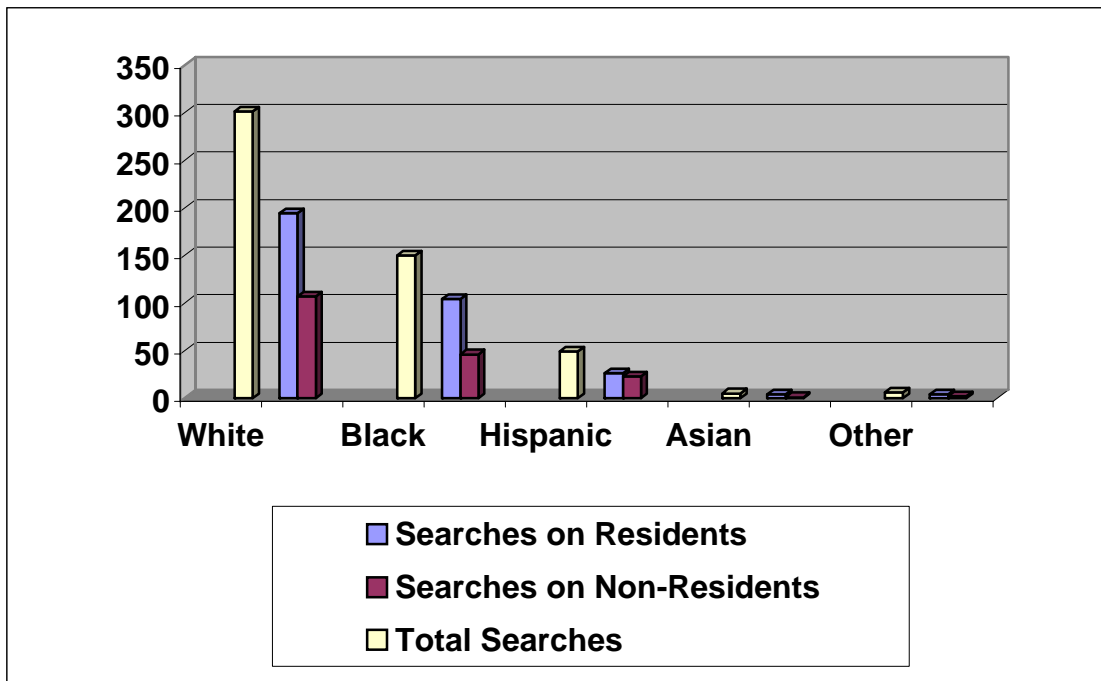


# *Copperas Cove Police Department*

## *Racial Profiling Report*

**Table 10: Traffic / Pedestrian Searches by Resident & Non-Resident**

	<b>Total Searches</b>	<b>Searches on Residents</b>	<b>% of Searches on Residents</b>	<b>Searches on Non-Residents</b>	<b>% of Searches on Non-Residents</b>
White	301	194	64.5%	107	35.5%
Black	150	104	69.3%	46	30.7%
Hispanic	49	26	53.1%	23	46.9%
Asian	5	4	80.0%	1	20.0%
Other	6	4	66.7%	2	33.3%
<b>Total Stops</b>	<b>511</b>	<b>332</b>	<b>65.0%</b>	<b>179</b>	<b>35.0%</b>



# *Appendix*

# Glossary of Terms

**Adult** – In Texas, an adult is a person 17 years of age or over. National law provides that adults are 18 or over. Unless otherwise indicated, this report follows the state definition.

**Class C Violation** – Class C Violations are those violations that include traffic citations. Other Class C Violations include Drunk in Public, Assault by Contact or Threat, Theft Under \$50.00, Criminal Mischief Under \$50.00, Minor in Possession of Alcohol, and others.

## **Cleared by Arrest or Exceptional Means**

– For Uniform Crime Reporting purposes, an offense is cleared by arrest or solved when at least one person is arrested, charged with the commission of an offense and turned over to court for prosecution. In certain situations, police are not able to follow these three steps, and if the following four conditions can be met, the offense can be cleared exceptionally: (1) the investigation has definitely established the identity of the offender; (2) there is enough information to support an arrest, charge and turning over to the court for prosecution; (3) the exact location of the offender is known so that he/she could be taken into custody; (4) there is some reason outside the police control that prevents the arresting, charging, and prosecuting of the offender. Unless otherwise indicated, this report follows UCR standards for clearing cases by arrest or exceptional means.

**Hard Citation** – A “hard” citation is a citation which requires the person receiving it to appear before a court and for which a penalty is attached if found guilty.

**Juvenile** – In Texas, a juvenile is a person who is 16 years of age or younger

**Part I Offenses** – The first of two categories of index offenses established for Crime reporting purposes. Part I offenses are by their very nature more serious and/or occur most frequently.

**Part II Offenses** – The second of two categories established for crime reporting purposes. Part II Offenses are generally less serious in nature and/or occur less frequently than Part I Offenses.

**Strong-arm Weapons** – The use of hands, feet, fists, and teeth as a weapon to commit a crime. Also termed personal weapons.

**Rape** – In Texas, this offense is termed Sexual Assault. Rape is the term used by UCR to classify Sexual Assaults and like offenses in all 50 states.

**Warning Citation** – Citations issued as warnings can be issued for any charge that a “hard” citation might be issued. A warning citation does not require the offender to appear in court. Warning citations give the offender an opportunity to correct the offense without having to pay a penalty.

# Glossary of Terms

## Part I Offenses

**Criminal Homicide** – (a) Murder and non-negligent manslaughter: All willful felonious homicide as distinguished from deaths caused by negligence. Excluded are attempts to kill, assaults to kill, suicides, accidental deaths, and justifiable homicides. Justifiable homicides are limited to the killing of a person by a law enforcement officer in the line of duty; and the killing of a person in the act of committing a felony by a private citizen. (b) Manslaughter by negligence: Any death that the police investigation established was primarily attributable to gross negligence of some individual other than the victim.

**Forcible Rape** – The carnal knowledge of a female, forcibly and against her will. Included in this category are rapes by force, assaults to rape and attempted rapes. Excludes statutory offenses (no force used/victim under the age of consent).

**Robbery** – Stealing or taking anything of value from the care, custody, or control of a person by force or by violence or by putting in fear, such as strong-arm robbery, stickups, armed robbery, assaults to rob, and attempts to rob.

**Aggravated Assault** – Assault with intent to kill or for the purpose of inflicting severe bodily injury or shooting, cutting, stabbing, maiming, poisoning, scalding, or by the use of acids, explosives, or other means. Excludes simple assaults.

**Burglary, Breaking, or Entering** – Burglary, housebreaking, safe cracking, or any breaking or unlawful entry of a structure with the intent to commit a felony or a theft. Includes attempted forcible entry.

**Larceny-Theft (Except Motor Vehicle Theft)** - The unlawful taking, carrying, leading, or riding away of property from the possession or constructive possession of another. Examples are thefts of bicycles, automobile accessories, shoplifting, pocket-picking, or any stealing of property or article which is not taken by force and violence or by fraud. Excludes embezzlement, “con” games, forgery, worthless checks, etc.

**Motor Vehicle Theft** – Unlawful taking or stealing or attempted theft of a motor vehicle. A motor vehicle is a self-propelled vehicle that travels on the surface but not on rails. Specifically excluded from this category are motor boats, construction equipment, airplanes, and farming equipment

**Arson** – Willful or malicious burning with or without intent to defraud. Includes attempts

# Glossary of Terms

## Part II Offenses

**Other Assaults (Simple)** – Assaults that are not of an aggravated nature.

**Forgery and Counterfeiting** – Making, altering, uttering, or possessing with intent to defraud, anything false which is made to appear true. Includes attempts.

**Fraud** – Fraudulent conversion and obtaining money or property by false pretenses. Includes bad checks except forgeries and counterfeiting. Also includes larceny by bailee.

**Embezzlement** – Misappropriation or misapplication of money or property entrusted to one's care, custody, or control.

**Stolen Property: Buying, Receiving, Possessing** – Buying, receiving, or possessing stolen property and attempts.

**Vandalism (Criminal Mischief in Texas)** – Willful or malicious destruction, injury, disfigurement, or defacement of property without consent of the owner or person having custody or control.

**Weapons: Carrying, Possessing, Etc.** – All violations of regulations or statutes controlling the carrying, using, processing, furnishing, and manufacturing of deadly weapons or silencers. Includes attempts.

**Prostitution and Commercialized Vice** – Sex offenses of a commercialized nature and attempts, such as prostitution, keeping a bawdy house, procuring, transporting women for immoral purposes, etc.

**Sex Offenses (Except Forcible Rape, Prostitution, and Commercialized Vice)** – Statutory rape, offenses against chastity, common decency, morals and the like. Includes attempts.

**Narcotic Drug Laws** – Offenses relating to narcotic drug laws, such as unlawful possession, sale, use, growing, and manufacturing of narcotic drugs.

**Gambling** – Promoting, permitting, or engaging in illegal gambling

**Offenses against the Family and Children** – Nonsupport, neglect, desertion, or abuse of family and children

**Driving Under the Influence (DUI)** – Driving or operating any motor vehicle or common carrier while drunk or under the influence of liquor or narcotics. Includes Driving while Intoxicated (DWI)

**Liquor Laws** – State or local liquor law violations except drunkenness and driving under the influence. Excludes federal violations

**Drunkenness** – Drunkenness or intoxication. Includes Drunk in Public and Public Intoxication

**Disorderly Conduct** – Breach of the Peace

**Vagrancy** – Vagabondage, begging, loitering, etc.

**All Other Offenses** – All violations of state or local laws, except crimes listed above and traffic violations

**Curfew and Loitering Laws (Juveniles)** – Offenses relating to violation of local curfew or loitering ordinances where such laws exist.

**Runaway (Juvenile)** – Limited to juveniles taken into protective custody as runaways under provisions of local statutes