


# *Copperas Cove Police Department*



*Timothy Molnes  
Chief of Police*

## *2011 Annual Report*

# Police Administration



*"I am please to present the 2011 Annual Report for the Copperas Cove Police Department. For the past 26 years, the police department has prepared and presented an annual report to City Management, the City Council, and to the Citizens of Copperas Cove. This year our annual report has been condensed from past reports you may be used to reviewing, but still offers important information such as the crime in Copperas Cove, traffic, our budget, and the internal organization of the department.*

*For calendar year 2011, the City realized a 10% reduction in the number of Part I Crimes reported, and for Part II Crimes reported, an 8 % decreased was realized. Clearance rates for both remained stable, Part I clearance rate was 45% with Part II clearance rate at 76%. Another area that Copperas Cove realized a decrease over 2010's numbers was in the area of traffic collisions. That decrease was at 5%.*

*2011 set in motion some very important additions to the department that we should have in operation by the time you read the next annual report. Examples of such are Mobile Data Terminals for the fleet of marked police vehicles, new vehicles for the unmarked fleet, and the addition of our first ever tactical armored vehicle which will be used by SWAT. These were all accomplished through hard work by our elected officials, City Management, various department members, and our first ever "Focus Group". Thanks to all involved.*

*On behalf of the members of the police department, I wish to thank each of you for your continued support of the department and our mission and to also let you know that we continue to look forward to serving the citizens of this community."*

*"Some citizens get discouraged and choose not to call the police to report a crime such as a burglary or theft. They have a notion that it will never get solved and see it as a waste of time. The fact is, the crime that they might have fell victim to, could hold key evidence which may not only solve their crime but numerous others as well. There have been many instances where the same person or group commits a rash of crimes. If we have them in custody and they confesses to committing crimes, you may have let your opportunity slip away by not reporting yours. We encourage you to call us to report crime or any suspicious activity, we will make every effort to apprehend the violator and recover your property."*

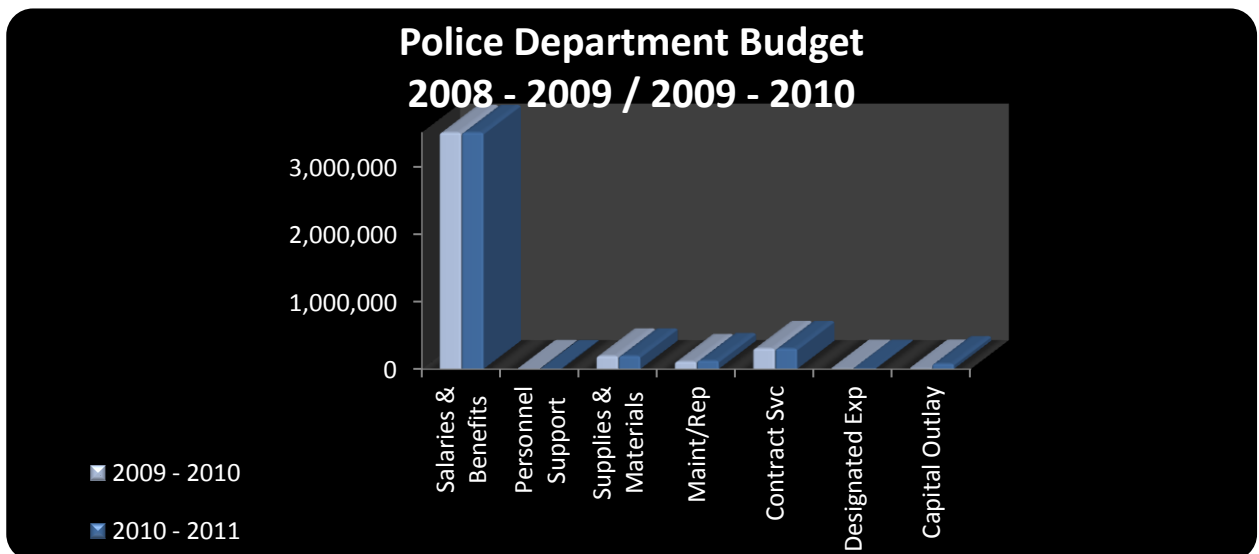




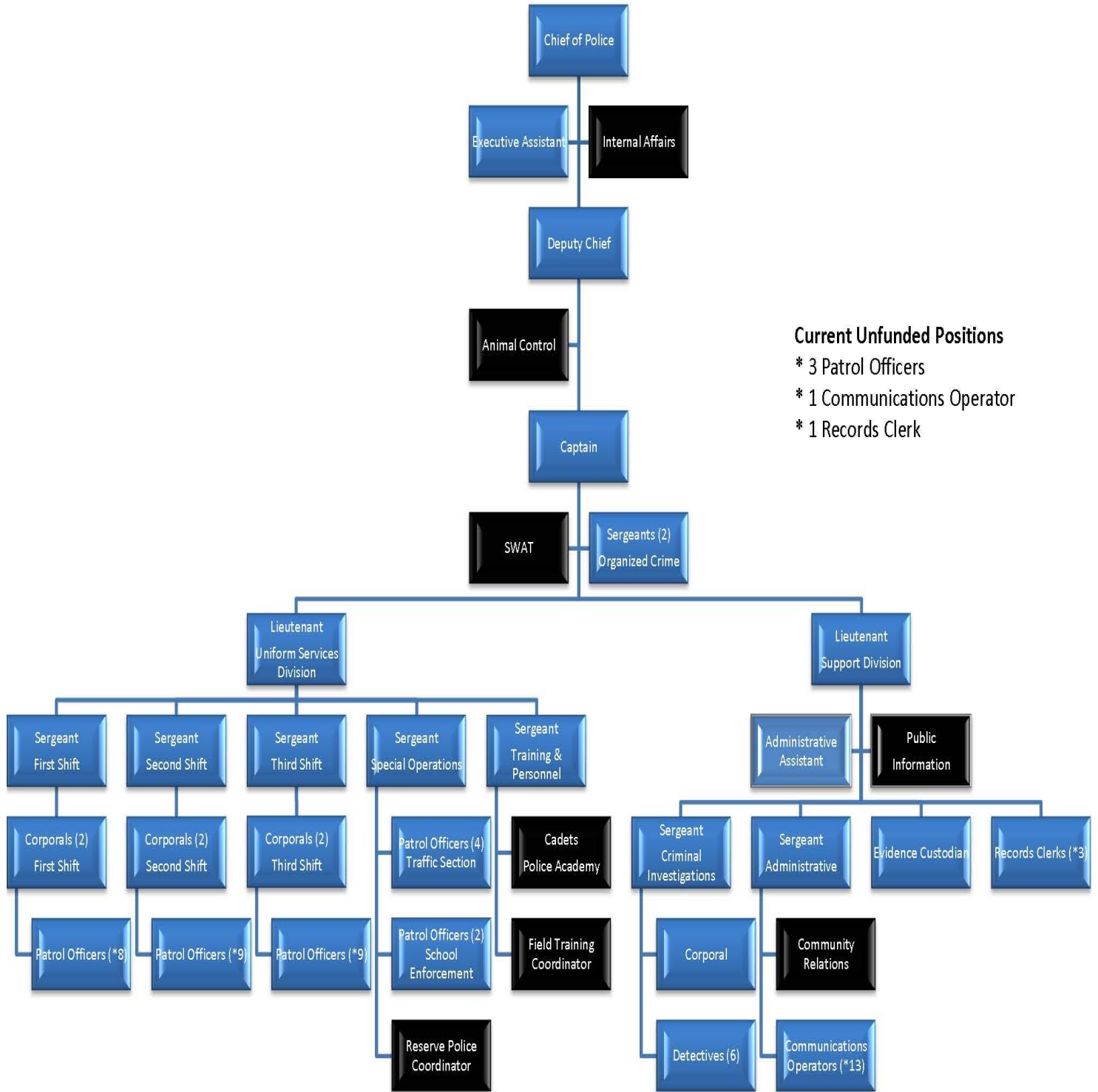
*“Often times I field complaints from citizens regarding the lack of patrols in their neighborhoods and their concerns over speeders, prowlers, or possible drug activity. These concerns are balanced with an equal number of complaints from citizens who feel our resources are being wasted when focusing on some of these same activities. Public support and public perception have always been important to our department so this can become a “double-edged sword”. I want to ensure citizens that we are working hard to keep our community safer today than it was yesterday. The last several years have been spent skillfully building an excellent staff. Although we have many new officers and supervisors, our personnel make up for experience with a great deal of motivation, discipline, and pride for the community. I want to encourage citizens to continue providing input and also ask that you be more vigilant in getting involved with your neighborhood, police department, and community through crime prevention, neighborhood watches, the citizens police academy, or any of the other resources that are available. Remember that it takes more than just a police department to police a community.”*

## Police Department Budget

BUDGET EXPENSES	2009 - 2010	2010 - 2011
Salaries & Benefits	4,159,740	4,360,026
Personnel Support	6,000	3,000
Supplies & Materials	194,589	194,568
Maintenance & Repair	111,605	125,082
Contractual Services	305,126	304,782
Designated Expenses	13,748	13,746
Capital Outlay	15,200	79,200
<b>TOTAL</b>	<b>\$4,806,008</b>	<b>\$5,080,404</b>



# Organizational Chart



## Current Unfunded Positions

- \* 3 Patrol Officers
- \* 1 Communications Operator
- \* 1 Records Clerk

# Department Organization

The Copperas Cove Police Department is organized into two major divisions led by the Chief of Police, Deputy Chief and Captain. The most visible division is the Uniform Services Division. The second division of the Department is the Support Services Division. The Organized Crime Unit is not assigned to either of the two major divisions and stands alone under the command of the Captain.

## Uniform Services Division



Lt. Jeffrey Stoddard

The Uniform Services Division is led by a Lieutenant who oversees the operation of various sections under his command.



### Uniform Patrol Section

The majority of the certified officers within the Copperas Cove Police Department are assigned to the Uniformed Services or Patrol Section. This section has the traditional tasks of crime repression, through aggressive patrols, responding to calls for police service from the public, enforcing the traffic laws and conducting traffic collision investigations. The patrol division consists of approximately 32 Patrol Officers, six Patrol Corporals, and five Patrol Sergeants.

This section is divided into three shifts that provide the citizens of Copperas Cove professional police coverage 24 hours a day, 365 days a year. They handled 17,731 requests for police service in 2011 compared to 17,982 calls for service in 2010, this is a 1.4 percent decrease in calls for service.

### Part I Crimes – Overview

	<u>REPORTED CASES</u>	<u>CLEARED</u>	<u>PERCENT CLEARED</u>	<u>PROPERTY LOSS</u>
<b>HOMICIDE</b>	1	1	100%	\$0.00
<b>ROBBERY</b>	8	3	38%	\$16,521.00
<b>AGG ASLT</b>	105	92	88%	\$0.00
<b>RAPE</b>	9	4	44%	\$0.00
<b>BURGLARY</b>	286	67	23%	\$462,071.00
<b>THEFT</b>	604	288	48%	\$452,500.00
<b>VEH THEFT</b>	21	7	33%	\$191,912.00
<b>ARSON</b>	14	6	43%	
<b>TOTAL</b>	<b>1,048</b>	<b>468</b>	<b>45%</b>	<b>\$1,123,004.00</b>

## *Part II Crimes – Overview*

<b>OFFENSES</b>	<b>Reported</b>	<b>Cleared</b>	<b>Month</b>	<b>2010</b>	<b>2011</b>	<b>% Inc/Dec</b>
Other Assaults	1,015	958	January	357	297	-17%
Forgery/Counterfeit	53	22	February	322	258	-20%
Embezzlement	0	0	March	356	327	-8%
Fraud	170	32	April	360	386	7%
Stolen Property	3	1	May	441	374	-15%
Criminal Mischief	452	91	June	363	299	-18%
Weapons	25	22	July	399	291	-27%
Prostitution/Vice	0	0	August	339	295	-13%
Sex Offenses	42	28	September	349	348	0%
Drug Violations	213	204	October	324	320	-1%
Gambling	0	0	November	313	308	-2%
Family Offenses	25	14	December	259	347	34%
DWI	156	154	<b>TOTAL</b>	<b>4,182</b>	<b>3,850</b>	<b>-8%</b>
Liquor Laws	40	41				
Drunkenness	93	93				
Disorderly Conduct	98	41				
Runaway	43	41				
All other offenses	1,422	1,171				
<b>TOTAL</b>	<b>3,850</b>	<b>2,913</b>				

## *Property Loss and Recovery*

<b><u>TYPE OF PROPERTY</u></b>	<b><u>STOLEN</u></b>	<b><u>RECOVERED</u></b>	<b><u>% RECOVERED</u></b>
<b>CURRENCY</b>	\$93,624.00	\$1,597.00	2%
<b>JEWELRY &amp; PRECIOUS METALS</b>	\$102,788.00	\$6,826.00	7%
<b>CLOTHING &amp; FURS</b>	\$34,110.00	\$10,104.00	30%
<b>MOTOR VEHICLES (Locally)</b>	\$220,067.00	\$116,107.00	53%
<b>OFFICE EQUIPMENT</b>	\$63,981.00	\$10,415.00	16%
<b>TV, RADIOS, STEREO, ETC</b>	\$181,042.00	\$20,273.00	11%
<b>FIREARMS</b>	\$23,595.00	\$6,791.00	29%
<b>HOUSEHOLD GOODS</b>	\$123,983.00	\$477.00	0%
<b>CONSUMABLE GOODS</b>	\$4,191.00	\$1,272.00	30%
<b>LIVESTOCK</b>	\$0.00	\$0.00	0%
<b>MISCELLANEOUS</b>	\$275,623.00	\$32,877.00	12%
<b>TOTAL</b>	<b>\$1,123,004.00</b>	<b>\$206,739.00</b>	<b>18%</b>

## *Special Operations Section*



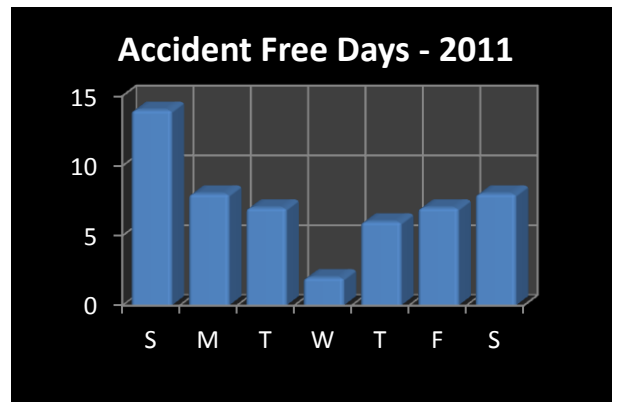
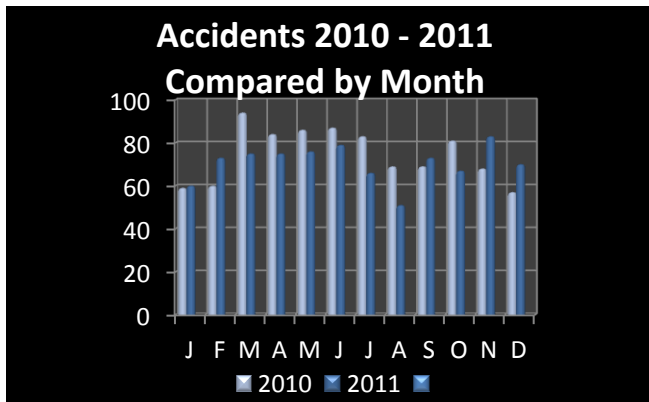
*The Special Operations Section is under the command of a Sergeant who oversees the activities of four traffic officers and two school resource officers. The traffic officer's primary responsibilities are accident investigation, traffic enforcement, and escorts. The school resource officers are stationed at the Copperas Cove High School and their primary responsibilities are to report and enforce criminal violations that occur on campus.*

### *Traffic Collisions*

**Accidents by Day of the Week**

	2010	2011
<b>Sunday</b>	82	84
<b>Monday</b>	143	106
<b>Tuesday</b>	136	115
<b>Wednesday</b>	130	138
<b>Thursday</b>	125	122
<b>Friday</b>	175	172
<b>Saturday</b>	106	111
<b>TOTAL</b>	<b>897</b>	<b>848</b>

During 2011, there were 848 reported traffic collisions in Copperas Cove. This is a 5% decrease over 2010, which had a total of 897 traffic collisions.



During 2011 there were 52 days in which there were no accidents reported. There were more accident free Sundays than any other day of the week – 14, followed by Monday and Saturday with 8.

## Traffic Contacts

CHARGE	TOTAL
Speeding	2,230
Ran Stop Sign	479
Ran Red Light	126
No Drivers License	231
Driving While License Invalid	157
Expired Operator's License	113
Fail to Display License	315
Fail to Control Speed	160
Expired Registration	705
MVI Sticker Exp.	1,078
Backed Without Safety	32
Passing Authorized Emergency Vehicle	36
Fail to Yield Right of Way	110
Fail to Report Change of Address	81
Disregard Traffic Control Device	60
No Seatbelt - Driver	320
Fail to Maintain Financial Responsibility	1,749
No Proof of Financial Responsibility	91
Unsafe Lane Change	23
Used Wireless Device in School Zone	29
<b>TOTAL</b>	<b>8,125</b>
<b>All Other Traffic</b>	<b>492</b>
<b>TOTAL TRAFFIC CITATIONS</b>	<b>8,617</b>



CHARGE	TOTAL
Drunk in Public	94
Public Intoxication	0
Disorderly Conduct	87
Possession Drug Paraphernalia	85
Theft under \$50	88
Minor in Possession Alcohol	11
Consumption of Alcohol by Minor	37
Assault by Contact	89
Assault by Threat	22
Domestic Pet at Large	7
No Solicitors Permit	4
Curfew Violation	17
Curfew Violation - Parent	6
Fraternities, Sororities, Secret Societies	11
Make Alcohol Available to Minor	0
Criminal Mischief Inconvenience	11
Criminal Mischief under \$50	10
Urinate in Public	1
Littering	10
Discharge Firearm/City	3
Possession of Fireworks	2
Paging Device on School Property	0
Enter on Property of Another	6
Disregard Peace Officer	0
Disrupt Class	9
Unnecessary Noise	4
Minor in Possession Tobacco	38
<b>Total</b>	<b>652</b>
<b>All Other</b>	<b>56</b>
<b>Total Class C Citations</b>	<b>708</b>





## *Training and Personnel Section*



*This section is responsible for the maintenance of all department training and personnel records, including applications and hiring process documentation, and insures that all personnel have reached the state mandated requirements. The Sergeant assigned to this section also serves as the coordinator of the field training program and supervises the cadets while attending the police academy.*

HIRING PROCESS	TOTAL
<b>TOTAL APPLICATIONS RECEIVED</b>	
Police Officer Applications	71
Civilian Applications	220
Reserve Officer Applications	1
Volunteer Applications	0
<b>TOTAL VACANCIES FILLED</b>	8
Police Officers	5
Civilian Personnel	3
Volunteer Positions	0
Reserve Officers	0
<b>CADETS ACCEPTED INTO ACADEMY</b>	2
<b>BACKGROUNDS COMPLETED</b>	10
<b>ORAL INTERVIEWS CONDUCTED</b>	24
<b>JOB INQUIRIES RECEIVED</b>	361
Police Officer Positions	204
Reserve Officer Positions	8
Civilian Positions	149
<b>PERSONAL CONTACTS</b>	99
<b>L.E.V.E.L TESTS ADMINISTERED</b>	27

DEPARTMENT TRAINING HOURS	TOTAL
<b>TOTAL IN-SERVICE TRAINING</b>	3,396.00
Officer Training School Hours	3,254.00
Civilian Training School Hours	142.00
<b>INTERNSHIP TRAINING HOURS</b>	0.00
<b>Officer Field Training</b>	4,192.00
<b>Civilian Field Training</b>	928.00
<b>POLICE ACADEMY TRAINING HOURS</b>	2,672.00



CERTIFICATES	TOTAL
Basic Certificate	20
Intermediate Certificate	3
Advanced Certificate	12
Master Peace Officer Certificate	6
Instructor Certificate	19
Crime Prevention Inspector	0
<b>INSTRUCTORS</b>	
Asp Instructor	2
Firearms Instructor	4
Driving Instructor	1
Defense Tactics Instructor	3
<b>SWAT TEAM</b>	
SWAT Officers	13
Tactical Medic	1
<b>TRAINING</b>	
Field Training Personnel	25

# Support Services Division



The Support Services Division is led by a Lieutenant who oversees the operation of various sections under his command.



Support Services provides a multitude of services to the department. This division is responsible for functions of administration, criminal investigation, communications, community service, record keeping, evidence management, and public information. This division has one Lieutenant, two Sergeants, one Corporal, six Detectives, one Evidence Custodian, one Administrative Assistant, 12 Communications Operators, and two Records Clerks.

## Criminal Investigations Section

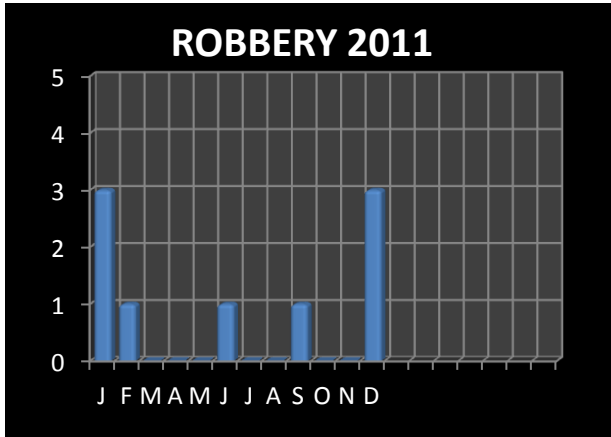
Criminal Investigations is responsible for the investigation of unsolved crimes, apprehension of offenders, and the recovery of stolen property. This service is responsible to start with an offense that has been reported to the police and has not been solved. This section has one Sergeant, one Corporal, six Detectives, and one Administrative Assistant.



Aggravated Assault 2011		
	Reported	Cleared
January	12	9
February	5	7
March	8	6
April	9	2
May	6	7
June	9	7
July	14	12
August	5	6
September	5	4
October	5	5
November	19	16
December	8	11
<b>TOTAL</b>	<b>105</b>	<b>92</b>

During 2011 there were 105 reported aggravated assaults. The number of aggravated assaults increased in 2011 over 2010, which had 59. This is a 78% increase over 2010.

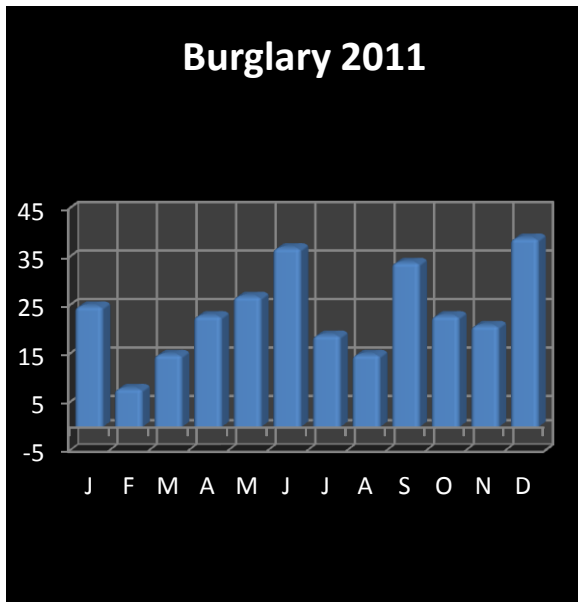
Of all reported aggravated assaults in 2011, 37 were committed with the use of firearms. Knives or cutting instruments were used in 27 of the aggravated assaults. Other dangerous weapons were used in 39 of the assaults. There was one assault in which physical force was used to inflict a serious or aggravated injury and one using hands, fist or feet.



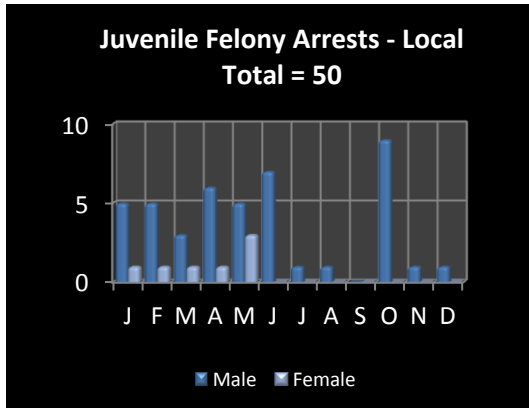
Robbery is a violent crime that frequently results in injury to the victim. Included in this category are assaults to commit actual or attempted robberies. During 2011, there were 8 reported robberies. The total property loss for 2011 for this type of crime was \$16,521.00, which is a decrease over 2010, which had a total loss of \$26,437.00. Robbery, during 2011, showed a decrease over 2010, which had 15.

### *Burglary*

There were a total of 286 structure burglaries during 2011. 201 of these burglaries were habitations and 85 were burglaries of other building structures. During 2010, there were 190 habitation burglaries and 83 other building burglaries, totaling 273 burglaries. During 2011, habitation and building burglaries increased by 5% over 2010. During 2011 the total property loss from burglary totaled \$462,071.00 compared to \$581,903.00 in 2010, which is a 21% decrease in property loss.



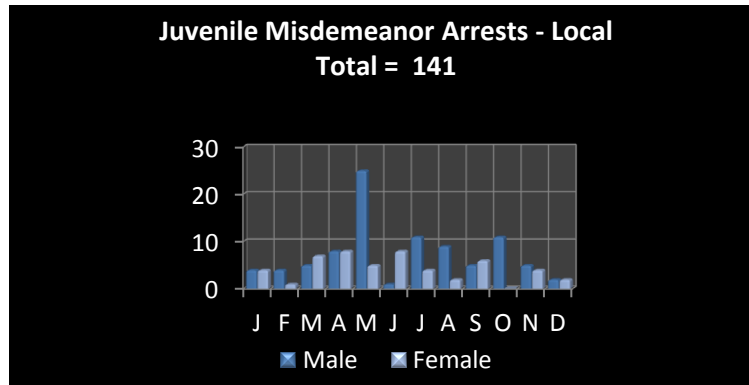
## *Juvenile Statistics*



Juvenile arrests are classified the same as adult arrests according to UCR standards. Juvenile arrests will calculate the number of juveniles actually processed. There were a total of 50 local felony juvenile arrests with 43 males and seven females.

There were 141 local misdemeanor arrests, with 90 males and 51 females.

The total number for all juveniles held on local charges, for both felony and misdemeanor was 191. Of this total, 133 were males and 58 were females.



No juveniles were held on felony charges for another agency. During the year, a total of seven juveniles were held on misdemeanor charges for other agencies. Of these seven juveniles, three were males and four were females. This is an increase over 2010, which had four juveniles held on misdemeanor charges for other agencies.

## *Community Services Section*



*Community Services is responsible for crime prevention programs, communications operations, public information, and many other pro-active community oriented programs. The Administrative Sergeant assigned to this section is responsible for all of the community services programs and supervises communications operations.*

Programs and Classes Taught	59
Kiddo Cards	0
Program and Class Attendance	2746
Business Contacts	320
School Contacts	100
Community Contacts	1042
CCPD Tours	21
Newspaper Articles	355
Television Interviews	186
Press Releases	46
Crime Hazard Letters	1312



The Criminal Investigation Division works with the Crime Stoppers program for the City of Copperas Cove. This program answers the tips line for Crime Stoppers and forwards the information to investigators to follow-up on the crime. A liaison maintains contact with the investigator and forwards the results of the tip to the Board of Directors for final disposition. Crime Stoppers offers an alternate route for citizens to report crime which has been or is being committed, and allows them to remain anonymous in doing so. A civilian Board of Directors manages the day-to-day operations of Crime Stoppers and provides funds which allow the program to offer rewards up to \$1,000 for information leading to the arrest and indictment on felony, and some serious misdemeanor cases.

### *2011 Statistics*

Calls Received	124
Number Assigned	124
Number Rewards Paid/Declined	19
Amount Paid	\$5,800.00
Number Cases Solved	30
Number Resulting in Arrests	26
Property Recovered	\$0.00
Drugs Seized	\$6,204.50
Forfeitures/Restitution	\$0.00


Crime Stoppers is a vital program to the Police Department because it allows citizens to report or provide information on crimes in a way that allows them to remain anonymous. It is important that the citizens are aware of the program so they may take advantage of the service that it provides.



### *Statistics since Inception*

Suspects Arrested	430
Offenses Cleared	540
Number of Calls	1,654
Code # Assigned	1,654
Number of Rewards Paid/Declined	1,555
Amount of Rewards Paid	\$90,560.00
Stolen Property Recovered	\$183,968.00
Narcotics Seized	\$135,675.21
Forfeitures/Restitution	\$28,139.36

## *Communications Section*

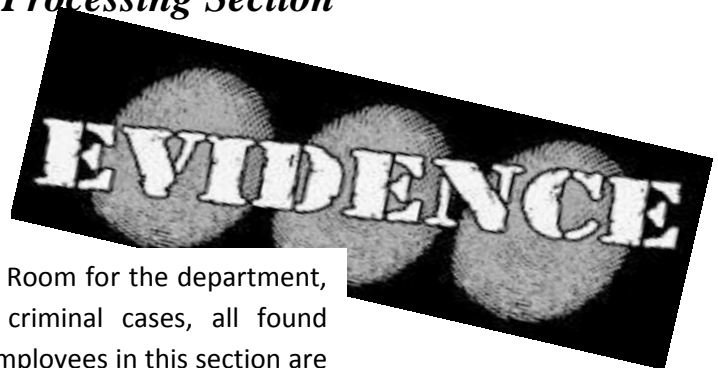


This section consists of 12 Communications Operators. This section is responsible for receiving all emergency and non-emergency calls for police, fire, and EMS service, including the telephone device for the deaf. Additionally, this section handles the dispatching of all calls for service for police, fire, and EMS through the use of the department's radio system.

All of the communications operators receive mandatory training given by the State of Texas regarding the use of the National Criminal History and the Texas Law Enforcement Telecommunication System.

Communications received 19,410 calls on the 9-1-1 system during 2011.

## *Evidence Processing Section*



This section is responsible for the Property Room for the department, which houses all evidence received on criminal cases, all found property, and any other property seized. Employees in this section are trained in evidence collection, preservation, and documentation as well as processing for additional evidence, including fingerprinting and photography. This section is also responsible for the timely transfer of evidence to the Department of Public Safety Crime Laboratory for additional processing and testing, and may be called on to assist in evidence collection, preservation, and processing at the scene of a major crime.

## *Records Section*



This section is responsible for managing all of the records for the Police Department. These records include: arrest reports, offense reports, accident reports, and statistical reports. This section is staffed with two clerks that are responsible for in-taking, filing, and disseminating reports associated with the Police Department. They are also responsible for monthly reporting and processing open records requests.

<u>2011 FEES COLLECTED</u>	<u>TOTAL</u>
Bicycle License	\$2.00
Copy Machine	\$4,396.70
Fingerprints	\$5,400.00
<b>TOTAL</b>	<b>\$9,798.70</b>

# Department Summary

<b>Total Hours Worked</b>	<b>129,278.25</b>
<b>Department Man Hours</b>	<b>129,278.25</b>
<b>Reserve Man Hours</b>	<b>0.00</b>
<b>Volunteer Man Hours</b>	<b>0.00</b>
<b>Internship Man Hours</b>	<b>0.00</b>
<b>Police Calls For Service</b>	<b>17,731</b>
<b>Total Number Reports Taken</b>	<b>3,624</b>
<b>Part I Crimes Reported</b>	<b>1,048</b>
<b>Part I Crimes Cleared</b>	<b>468</b>
<b>Part II Crimes Reported</b>	<b>3,850</b>
<b>Part II Crimes Cleared</b>	<b>2,913</b>
<b>Total Crimes Reported</b>	<b>4,898</b>
<b>Total Crimes Cleared</b>	<b>3,381</b>
<b>Incident Reports Taken</b>	<b>682</b>
<b>Accident Reports Taken</b>	<b>848</b>
<b>Adults Placed in Jail</b>	<b>1,508</b>
<b>Juveniles Detained</b>	<b>191</b>
<b>Total 9-1-1 Calls</b>	<b>19,410</b>

<b>Back-up Calls</b>	<b>8,018</b>
<b>Traffic Citations</b>	<b>8,617</b>
<b>Class C Citations</b>	<b>708</b>
<b>Warning Citations</b>	<b>2,741</b>
<b>Verbal Warnings</b>	<b>6,334</b>
<b>Warrants Served (Felony)</b>	<b>223</b>
<b>Warrants Served (Misdemeanor)</b>	<b>1,115</b>
<b>DWI Arrests</b>	<b>132</b>
<b>Trespass Warnings</b>	<b>152</b>
<b>Field Interviews</b>	<b>486</b>
<b>Crime Hazard Letters</b>	<b>458</b>
<b>Stolen Property</b>	<b>\$1,123,004.00</b>
<b>Recovered Property</b>	<b>\$206,739.00</b>
<b>Curfew Warnings - Day</b>	<b>5</b>
<b>Curfew Warnings - Night</b>	<b>35</b>
<b>Curfew Citations/Child - Day</b>	<b>7</b>
<b>Curfew Citations/Child - Night</b>	<b>9</b>
<b>Curfew Citations/Parent</b>	<b>5</b>
<b>False Alarms</b>	<b>495</b>