


Copperas Cove Police Department



2012 Annual Report

*Timothy Molnes
Chief of Police*

Police Administration



"I am please to provide to the City Manger, Copperas Cove City Council, and the citizens of Copperas Cove the Police Department's Annual Report for the 2012 calendar year. This report marks the 27th year that this type of report has been compiled and made available to all. The report should provide you a sample of the work performed by the department as well as information concerning operations of the department and crime reported in the city for 2012.

Copperas Cove realized a one percent increase in the total number of Part I Crimes in 2012 as compared to those reported in 2011. The largest increase in Part I Crimes was in the area of Robbery. Of the number of Part I Crimes reported, forty percent were cleared by the department.

Part II Crimes reported for 2012, decreased by ten percent as compared to 2011. The clearance rate for Part II crime this year was at seventy percent. Both Part I and Part II clearance rates are above the state average.

During 2012, the department reorganized in the area of administration. The addition of a second Deputy Chief position was created with Deputy Chief Eddie Wilson filling that position. As a result of that reorganization, the Code Compliance Department was moved under the command of Deputy Chief Wilson.

Also as part of the reorganization process, a Communication's Supervisor position was created to oversee the Communication Section of the department. This was a position that the department had sought for many years. Maria Burns from our Communications Section was selected to fill that position.

During 2012 and as a direct result of hard work and diligence on the part of Officer William Hughes, the Police Explorer Program was re-established within the department. The first class graduated thirteen young men and women into the program that support the operations of the department and provides to them training and opportunities in the field of law enforcement.

Also during 2012, Lieutenant Brian Wyers graduated from the Bill Blackwood Law Enforcement Management Institute of Texas' Leadership Command College. This program provides law enforcement executives with the knowledge and skills necessary for successful leadership in modern law enforcement. Other supervisors are currently progressing through this program and it is a goal of the department to have all supervisors attend.

On behalf of the police department, I would like to thank our elected officials, City Management, department members and the citizens of this community for their support of the Police Department and our mission and to say that we continue to look forward to serving this community."

Police Administration



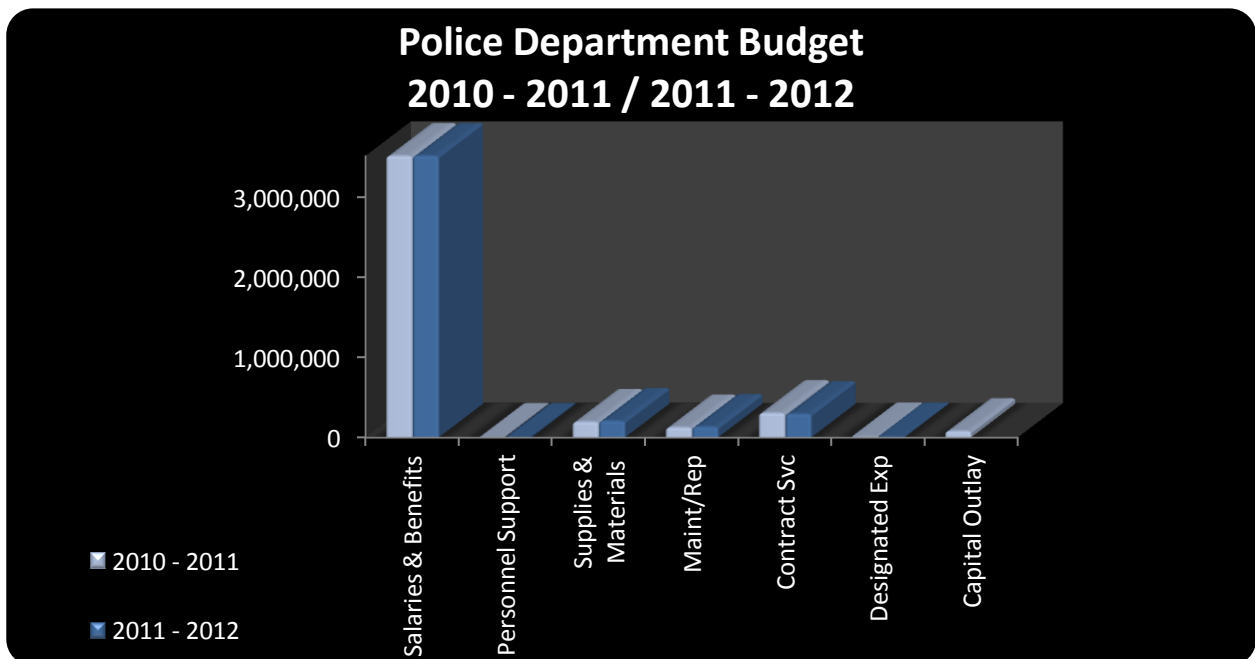
"There are many factors that go into measuring the success of a police department. One being how many crimes are actually solved each year, this annual report provides you with that information. The support given to the department by the community it serves is another measure of success. Over the years, the Copperas Cove Police Department has been committed to providing this community with highly trained and professional police officers. I often hear citizens talk about how they feel safe in Copperas Cove and how satisfied they are with the Police Department. Although we are obligated to provide the community with the best police service possible, it is very rewarding to serve in a community that gives us so much praise, recognition, and support."



"Often times I field complaints from citizens regarding the lack of patrols in their neighborhoods and their concerns over speeders, prowlers, or possible drug activity. These concerns are balanced with an equal number of complaints from citizens who feel our resources are being wasted when focusing on some of these same activities. Public support and public perception have always been important to our department so this can become a "double-edged sword". I want to ensure citizens that we are working hard to keep our community safer today than it was yesterday. The last several years have been spent skillfully building an excellent staff. Although we have many new officers and supervisors, our personnel make up for experience with a great deal of motivation, discipline, and pride for the community. I want to encourage citizens to continue providing input and also ask that you be more vigilant in getting involved with your neighborhood, police department, and community through crime prevention, neighborhood watches, the citizens police academy, or any of the other resources that are available. Remember that it takes more than just a police department to police a community."

Police Department Budget

BUDGET EXPENSES	2010 - 2011	2011 - 2012
Salaries & Benefits	4,360,026	4,386,565
Personnel Support	3,000	3,000
Supplies & Materials	194,568	205,954
Maintenance & Repair	125,082	132,762
Contractual Services	304,782	291,851
Designated Expenses	13,746	13,746
Capital Outlay	79,200	
TOTAL	\$5,080,404	\$5,033,878

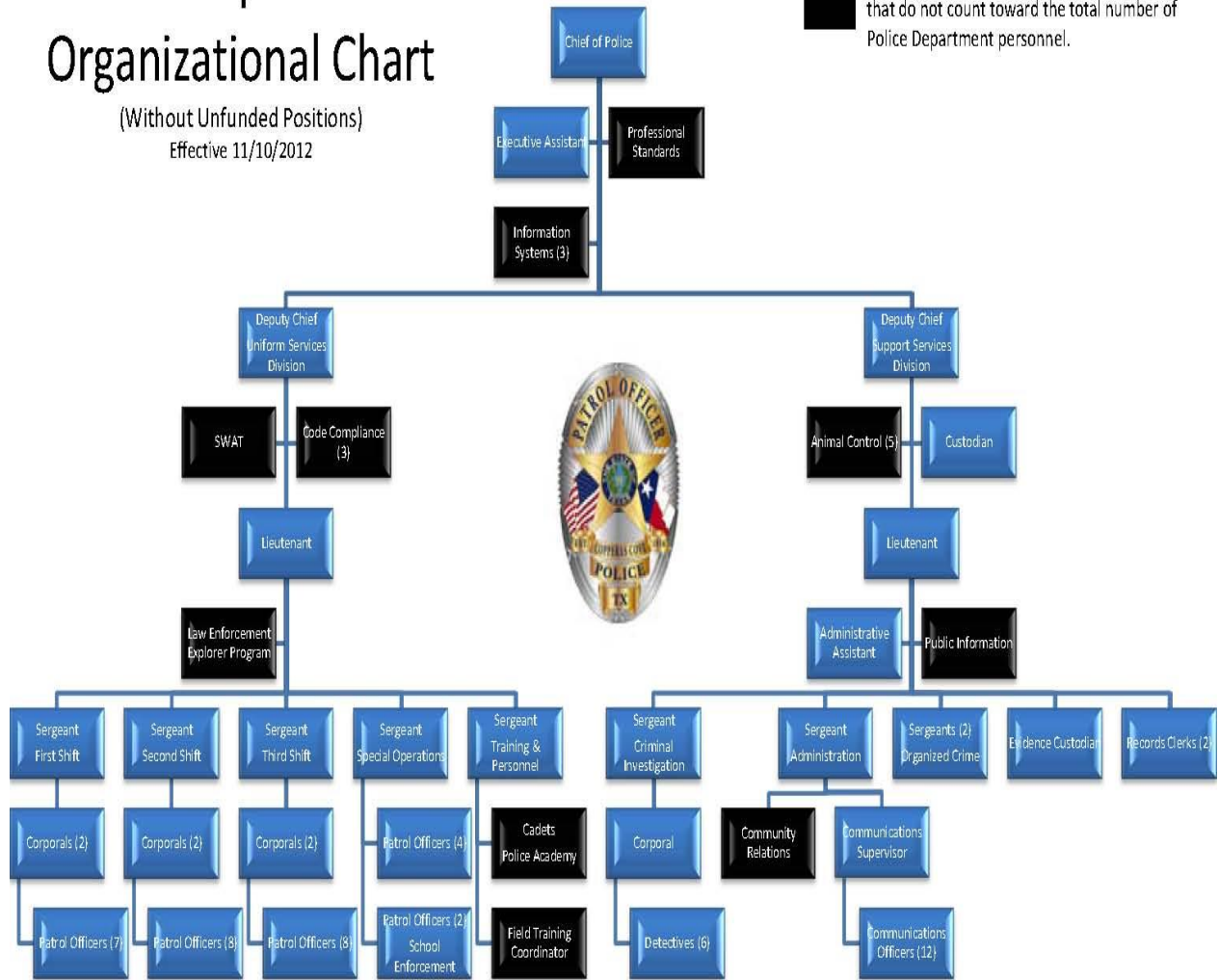


Organizational Chart

Copperas Cove Police Department Organizational Chart

(Without Unfunded Positions)
Effective 11/10/2012

■ Represents responsibilities or assignments that do not count toward the total number of Police Department personnel.



Department Organization

The Copperas Cove Police Department is organized into two major divisions led by the Chief of Police. Each Division falls under the command of a Deputy Chief. The most visible division is the Uniform Services Division. The second division of the Department is the Support Services Division.

Uniform Services Division



Lt. Jeffrey Stoddard

The Uniform Services Division is led by a Lieutenant who oversees the operation of various sections under his command.



Uniform Patrol Section

The majority of the certified officers within the Copperas Cove Police Department are assigned to the Uniformed Services or Patrol Section. This section has the traditional tasks of crime repression, through aggressive patrols, responding to calls for police service from the public, enforcing the traffic laws and conducting traffic collision investigations. The patrol division consists of approximately 32 Patrol Officers, six Patrol Corporals, and five Patrol Sergeants.

This section is divided into three shifts that provide the citizens of Copperas Cove professional police coverage 24 hours a day, 365 days a year. They handled 19,742 requests for police service in 2012 compared to 17,731 calls for service in 2011, this is a 11.3 percent increase in calls for service.

Uniform Crime Reporting (UCR)

Copperas Cove participates in the Uniform Crime Reporting (UCR) program, along with most law enforcement agencies across the country. UCR is a uniform manner of collecting information on crimes on a national basis, identifying crimes by their nature, not by what they are called in each individual state. UCR makes possible the analysis of crime trends primarily through the Crime Index.

The UCR Crime Index

To track the variations in crime, the UCR data collection program uses a statistical summary tool referred to as the Crime Index. Rather than collecting reports of all crimes that were committed in a particular year, UCR collects the reports of seven index crimes. The crimes in this group are all serious, either by their very nature or because of the frequency with which they occur, and present a common enforcement problem to police agencies. Arson is an index crime in that the number of reported offenses is collected. Arson is not a part of the Crime Index. The seven Index Crimes are as follows and are listed as they appear on the list of UCR Crime Index lists, with arson being included:

- (1) Murder, (2) Rape, (3) Robbery, (4) Aggravated Robbery, (5) Burglary, (6) Larceny, (7) Motor Vehicle Theft, (8) Arson

Part I Crimes – Overview

	<u>REPORTED CASES</u>	<u>CLEARED</u>	<u>PERCENT CLEARED</u>	<u>PROPERTY LOSS</u>
HOMICIDE	1	1	100%	\$0.00
ROBBERY	23	9	39%	\$8,424.00
AGG ASLT	83	70	84%	\$0.00
RAPE	10	8	80%	\$0.00
BURGLARY	311	87	28%	\$571,793.00
THEFT	636	258	41%	\$464,876.00
VEH THEFT	7	3	43%	\$93,431.00
ARSON	21	6	29%	\$98,834.00
TOTAL	1,092	442	40%	\$1,237,358.00

OFFENSE	2011	2012	% Inc/Dec
Homicide	1	1	0%
Robbery	8	23	188%
Agg Assault	105	83	-21%
Rape	9	10	11%
Burglary	286	311	9%
Theft	604	636	5%
Veh Theft	21	7	-67%
Arson	14	21	50%
Total	1078	1092	1%

Part II Crimes

Part II Crimes are other crime classifications outside those defined as Part I Crimes of the Uniform Crime Reporting. For the purposes of UCR, these crimes are not tracked for the number of crimes reported; however, UCR does track arrests on these crimes. This report will include Part II Crimes as reported to this department. For the purpose of this annual report, statistics will be reported in accordance to UCR standards. Part II Crimes are listed as follows:

Part II Crimes – Overview

OFFENSES	Reported	Cleared	Month	2011	2012	% Inc/Dec
Other Assaults	941	867	January	297	288	-3%
Forgery/Counterfeit	45	17	February	258	258	0%
Embezzlement	1	0	March	327	354	8%
Fraud	173	20	April	386	302	-22%
Stolen Property	7	4	May	374	342	-9%
Criminal Mischief	391	86	June	299	288	-4%
Weapons	23	23	July	291	280	-4%
Prostitution/Vice	0	0	August	295	292	-1%
Sex Offenses	41	21	September	348	292	-16%
Drug Violations	290	262	October	320	290	-9%
Gambling	0	0	November	308	269	-13%
Family Offenses	22	14	December	347	226	-35%
DWI	189	188	TOTAL	3,850	3,481	-10%
Liquor Laws	67	60				
Drunkennes	86	86				
Disorderly Conduct	82	46				
Runaway	36	33				
All other offenses	1,087	733				
TOTAL	3,481	2,460				

Property Loss and Recovery

<u>TYPE OF PROPERTY</u>	<u>STOLEN</u>	<u>RECOVERED</u>	<u>% RECOVERED</u>
CURRENCY	\$90,968.00	\$1,502.00	2%
JEWELRY & PRECIOUS METALS	\$156,677.00	\$37,331.00	24%
CLOTHING & FURS	\$57,765.00	\$9,487.00	16%
MOTOR VEHICLES (Locally)	\$137,340.00	\$98,800.00	72%
OFFICE EQUIPMENT	\$43,099.00	\$5,299.00	12%
TV, RADIOS, STEREO, ETC	\$167,478.00	\$9,234.00	6%
FIREARMS	\$79,340.00	\$49,081.00	62%
HOUSEHOLD GOODS	\$10,039.00	\$724.00	7%
CONSUMABLE GOODS	\$10,256.00	\$2,104.00	21%
LIVESTOCK	\$0.00	\$0.00	0%
MISCELLANEOUS	\$311,551.00	\$64,014.00	21%
TOTAL	\$1,064,513.00	\$277,576.00	26%

Special Operations Section



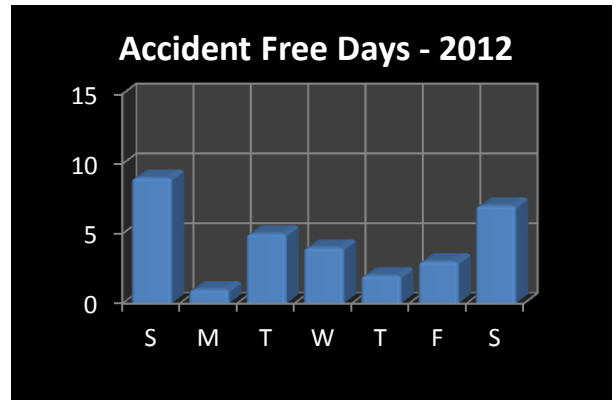
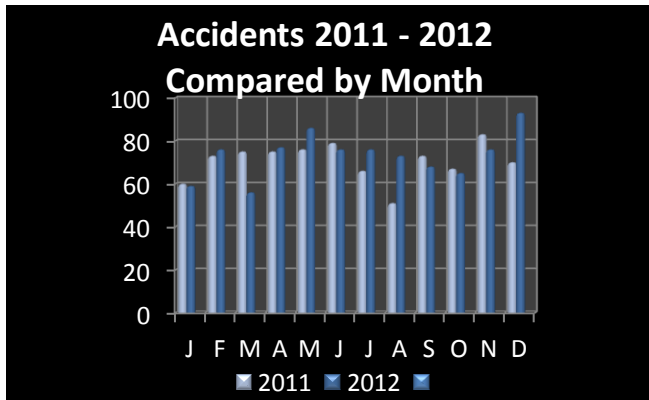
The Special Operations Section is under the command of a Sergeant who oversees the activities of four traffic officers and two school resource officers. The traffic officer's primary responsibilities are accident investigation, traffic enforcement, and escorts. The school resource officers are stationed at the Copperas Cove High School and their primary responsibilities are to report and enforce criminal violations that occur on campus.

Traffic Collisions

Accidents by Day of the Week

	2011	2012
Sunday	84	69
Monday	106	141
Tuesday	115	123
Wednesday	138	126
Thursday	122	157
Friday	172	160
Saturday	111	105
TOTAL	848	881

During 2012, there were 881 reported traffic collisions in Copperas Cove. This is a 3.8% increase over 2011, which had a total of 848 traffic collisions.



During 2012 there were 31 days in which there were no accidents reported. There were more accident free Sundays than any other day of the week which totaled nine, followed by Saturday with a total of seven.

Traffic Contacts

CHARGE	TOTAL
Speeding	1,567
Ran Stop Sign	541
Ran Red Light	143
No Drivers License	245
Driving While License Invalid	170
Expired Operator's License	118
Fail to Display License	258
Fail to Control Speed	184
Expired Registration	446
MVI Sticker Exp.	864
Backed Without Safety	17
Passing Authorized Emergency Vehicle	22
Fail to Yield Right of Way	146
Fail to Report Change of Address	47
Disregard Traffic Control Device	96
No Seatbelt - Driver	154
Fail to Maintain Financial Responsibility	1,574
No Proof of Financial Responsibility	71
Unsafe Lane Change	24
Used Wireless Device in School Zone	21
TOTAL	6,708
All Other Traffic	430
TOTAL TRAFFIC CITATIONS	7,138



CHARGE	TOTAL
Drunk in Public	92
Public Intoxication	0
Disorderly Conduct	88
Possession Drug Paraphernalia	99
Theft under \$50	73
Minor in Possession Alcohol	10
Consumption of Alcohol by Minor	52
Assault by Contact	136
Assault by Threat	12
Domestic Pet at Large	20
No Solicitors Permit	6
Curfew Violation	16
Curfew Violation - Parent	2
Fraternities, Sororities, Secret Societies	6
Reckless Damage	9
Criminal Mischief Inconvenience	12
Criminal Mischief under \$50	10
Urine in Public	3
Illegal Dumping	5
Discharge Firearm/City	8
Possession of Fireworks	6
Paging Device on School Property	0
Enter on Property of Another	14
Disrupt Class	6
Unnecessary Noise	7
Minor in Possession Tobacco	15
Total	707
All Other	52
Total Class C Citations	759



Training and Personnel Section



This section is responsible for the maintenance of all department training and personnel records, including applications and hiring process documentation, and insures that all personnel have reached the state mandated requirements. The Sergeant assigned to this section also serves as the coordinator of the field training program and supervises the cadets while attending the police academy.

HIRING PROCESS	TOTAL
TOTAL APPLICATIONS RECEIVED	
Police Officer Applications	256
Civilian Applications	476
Reserve Officer Applications	0
Volunteer Applications	0
TOTAL VACANCIES FILLED	2
Police Officers	1
Civilian Personnel	1
Volunteer Positions	0
Reserve Officers	0
CADETS ACCEPTED INTO ACADEMY	1
BACKGROUNDS COMPLETED	2
ORAL INTERVIEWS CONDUCTED	31
JOB INQUIRIES RECEIVED	779
Police Officer Positions	328
Reserve Officer Positions	11
Civilian Positions	440
PERSONAL CONTACTS	207
L.E.V.E.L TESTS ADMINISTERED	56

DEPARTMENT TRAINING HOURS	TOTAL
TOTAL IN-SERVICE TRAINING	3,375.00
Officer Training School Hours	3,165.00
Civilian Training School Hours	210.00
INTERNSHIP TRAINING HOURS	0.00
Officer Field Training	112.00
Civilian Field Training	528.00
POLICE ACADEMY TRAINING HOURS	924.00

CERTIFICATES	TOTAL
Basic Certificate	21
Intermediate Certificate	7
Advanced Certificate	15
Master Peace Officer Certificate	8
Instructor Certificate	17
Crime Prevention Inspector	0
INSTRUCTORS	
Asp Instructor	2
Firearms Instructor	4
Driving Instructor	1
Defense Tactics Instructor	3
SWAT TEAM	
SWAT Officers	13
Tactical Medic	1
TRAINING	
Field Training Personnel	25



Support Services Division



Lt. Brian Wyers

The Support Services Division is led by a Lieutenant who oversees the operation of various sections under his command.



Support Services provides a multitude of services to the department. This division is responsible for functions of administration, criminal investigation, communications, community service, record keeping, evidence management, organized crime, and public information. This division has one Lieutenant, four Sergeants, one Corporal, six Detectives, one Communications Supervisor, one Evidence Custodian, one Administrative Assistant, 12 Communications Operators, and two Records Clerks.

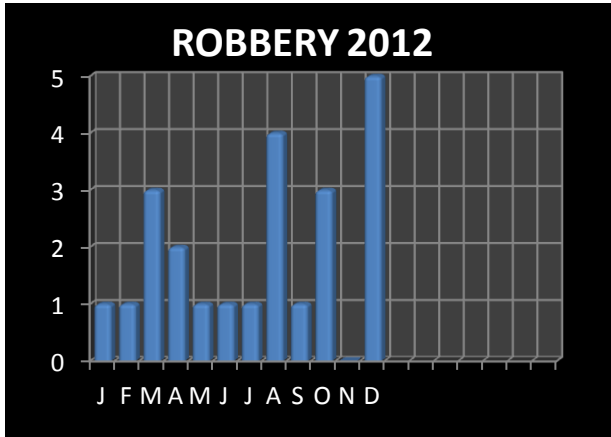
Criminal Investigations Section

Criminal Investigations is responsible for the investigation of unsolved crimes, apprehension of offenders, and the recovery of stolen property. This service is responsible to start with an offense that has been reported to the police and has not been solved. This section has one Sergeant, one Corporal, six Detectives, and one Administrative Assistant.



Aggravated Assault 2011		
	Reported	Cleared
January	9	10
February	4	3
March	4	2
April	11	7
May	9	8
June	10	8
July	9	6
August	3	3
September	4	4
October	12	13
November	6	5
December	2	1
TOTAL	83	70


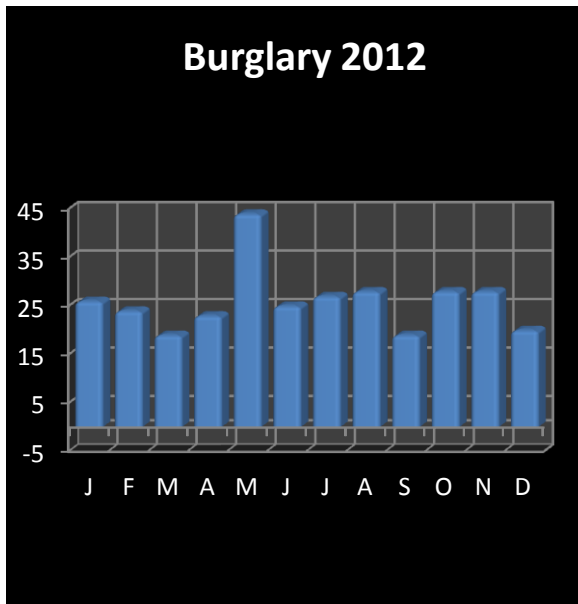
During 2012 there were 83 reported aggravated assaults. The number of aggravated assaults decreased in 2012 over 2011, which had 105. This is a 21% decrease over 2011. Of all reported aggravated assaults in 2012, 19 were committed with the use of firearms. Knives or cutting instruments were used in 37 of the aggravated assaults. Other dangerous weapons were used in 21 of the assaults. There were six assaults in which physical force was used to inflict a serious or aggravated injury and one using hands, fist or feet.



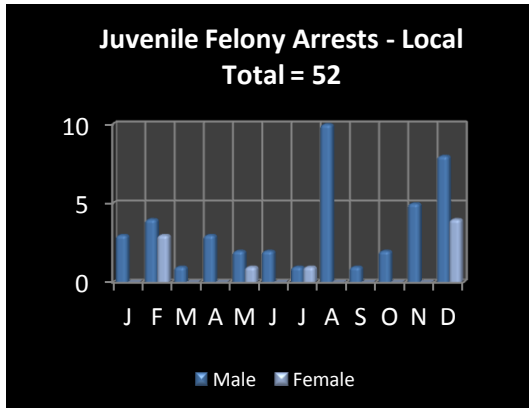
Robbery is a violent crime that frequently results in injury to the victim. Included in this category are assaults to commit actual or attempted robberies. During 2012, there were 23 reported robberies. The total property loss for 2012 for this type of crime was \$8,424.00, which is a decrease over 2011, which had a total loss of \$16,521.00. Robbery, during 2012, showed an increase over 2011, which had 8.

Burglary

There were a total of 311 structure burglaries during 2012. In 149 of the cases force was used to gain access. There was no force used to gain access in 162 of the burglaries reported. During 2012, habitation and building burglaries increased by 8% over 2011. During 2012 the total property loss from burglary totaled \$571,793.00 compared to \$462,071.00 in 2011, which is a 23% increase in property loss.



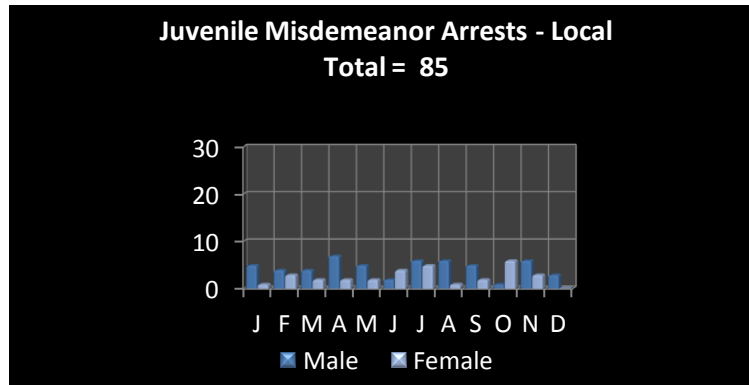
Juvenile Statistics



Juvenile arrests are classified the same as adult arrests according to UCR standards. Juvenile arrests will calculate the number of juveniles actually processed. There were a total of 52 local felony juvenile arrests with 43 males and nine females.

There were 85 local misdemeanor arrests, with 54 males and 31 females.

The total number for all juveniles held on local charges, for both felony and misdemeanor was 137. Of this total, 97 were males and 40 were females.



No juveniles were held on felony charges for another agency. During the year, a total of three juveniles were held on misdemeanor charges for other agencies. Of these three juveniles, one was male and two were females. This is a decrease over 2011, which had seven juveniles held on misdemeanor charges for other agencies.

Community Services Section



Community Services is responsible for crime prevention programs, communications operations, public information, and many other pro-active community oriented programs. The Administrative Sergeant assigned to this section is responsible for all of the community services programs and supervises communications operations.

Programs and Classes Taught	75
Kiddo Cards	46
Program and Class Attendance	3685
Business Contacts	487
School Contacts	127
Community Contacts	898
CCPD Tours	28
Newspaper Articles	579
Television Interviews	176
Press Releases	49
Crime Hazard Letters	843



The Criminal Investigation Division works with the Crime Stoppers program for the City of Copperas Cove. This program answers the tips line for Crime Stoppers and forwards the information to investigators to follow-up on the crime. A liaison maintains contact with the investigator and forwards the results of the tip to the Board of Directors for final disposition. Crime Stoppers offers an alternate route for citizens to report crime which has been or is being committed, and allows them to remain anonymous in doing so. A civilian Board of Directors manages the day-to-day operations of Crime Stoppers and provides funds which allow the program to offer rewards up to \$1,000 for information leading to the arrest and indictment on felony, and some serious misdemeanor cases.

2012 Statistics

Calls Received	146
Number Rewards Paid/Declined	17
Amount of Rewards Paid	\$6,175.00
Number of Offenses Cleared	36
Number Resulting in Arrests	30
Property Recovered	\$4,087.00
Drugs Seized	\$2,640.00
Forfeitures/Restitution	\$4,971.50



Statistics since Inception


Suspects Arrested	460
Offenses Cleared	576
Calls Received	1,800
Number of Rewards Paid/Declined	1,572
Amount of Rewards Paid	\$96,735.00
Stolen Property Recovered	\$188,055.00
Narcotics Seized	\$138,315.21
Forfeitures/Restitution	\$525,289.36

Crime Stoppers is a vital program to the Police Department because it allows citizens to report or provide information on crimes in a way that allows them to remain anonymous. It is important that the citizens are aware of the program so they may take advantage of the service that it provides.

Communications Section



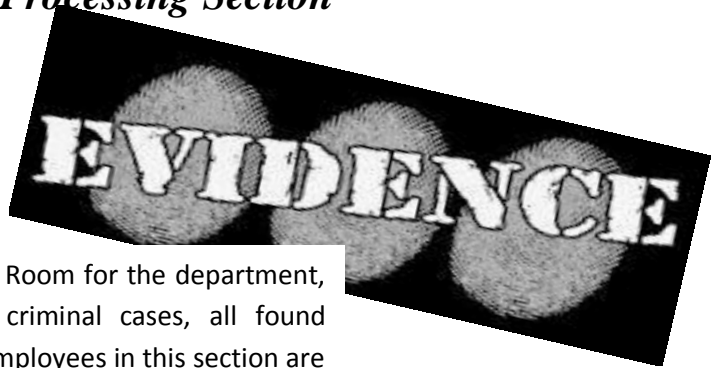
This section consists of 12 Communications Operators and one Communications Supervisor. This section is responsible for receiving all emergency and non-emergency calls for police, fire, and EMS service, including the telephone device for the deaf. Additionally, this section handles the dispatching of all calls for service for police, fire, and EMS through the use of the department's radio system.



All of the communications operators receive mandatory training given by the State of Texas regarding the use of the National Criminal History and the Texas Law Enforcement Telecommunication System.

Communications received 22,423 calls on the 9-1-1 system during 2012.

Evidence Processing Section



This section is responsible for the Property Room for the department, which houses all evidence received on criminal cases, all found property, and any other property seized. Employees in this section are trained in evidence collection, preservation, and documentation as well as processing for additional evidence, including fingerprinting and photography. This section is also responsible for the timely transfer of evidence to the Department of Public Safety Crime Laboratory for additional processing and testing, and may be called on to assist in evidence collection, preservation, and processing at the scene of a major crime.



Records Section



This section is responsible for managing all of the records for the Police Department. These records include: arrest reports, offense reports, accident reports, and statistical reports. This section is staffed with two clerks that are responsible for in-taking, filing, and disseminating reports associated with the Police Department. They are also responsible for monthly reporting and processing open records requests.

2012 Fees Collected

Totals

Bicycle License	\$2.00
Copy Machine	\$4,876.00
Fingerprints	\$4,222.00
Notary Fee	\$321.00
Background Notary	\$38.00
Background	\$336.00
TOTAL	\$9,795.10

Department Summary

Total Hours Worked	128,885.75
Department Man Hours	128,885.75
Reserve Man Hours	0.00
Volunteer Man Hours	0.00
Internship Man Hours	0.00
Police Calls For Service	19,742
Total Number Reports Taken	5,149
Part I Crimes Reported	1,138
Part I Crimes Cleared	436
Part II Crimes Reported	3,481
Part II Crimes Cleared	2,460
Total Crimes Reported	4,619
Total Crimes Cleared	2,896
Incident Reports Taken	1,058
Accident Reports Taken	881
Adults Placed in Jail	1,493
Juveniles Detained	140
Total 9-1-1 Calls	22,423

Back-up Calls	8,542
Traffic Citations	7,138
Class C Citations	759
Warning Citations	2,701
Verbal Warnings	11,259
Warrants Served (Felony)	208
Warrants Served (Misdemeanor)	1,041
DWI Arrests	160
Trespass Warnings	156
Field Interviews	397
Crime Hazard Letters	843
Stolen Property	\$1,138,524.00
Recovered Property	\$278,201.00
Curfew Warnings - Day	0
Curfew Warnings - Night	56
Curfew Citations/Child - Day	1
Curfew Citations/Child - Night	15
Curfew Citations/Parent	2
False Alarms	335