


Copperas Cove Police Department



*Timothy Molnes
Chief of Police*

2014 Annual Report

Police Administration



To the Honorable John A. Hull, Mayor of Copperas Cove, members of the City Council, City Manager Andrea Gardner, and to the citizens of Copperas Cove. It is with pleasure to present the Copperas Cove Police Department's Annual Report for the calendar year 2014. This report is the 29th consecutive year that such a report has been completed and made available for review. The report serves to highlight areas such as crime reported and cleared, the operations of the department, and a few of the internal accomplishments achieved.

During 2014, Copperas Cove realized a 13% decrease in the number of Part I crimes reported. Three categories of Part I Crimes that showed an increase compared to 2013 were Aggravated Assault, plus 23 reports, Vehicle Theft, plus 3 reports, and Homicide. There were no homicides in 2013 compared to 1 in 2014. Of the total number of Part I crimes reported, 44% were cleared by the department.

Part II Crimes reported in 2014 decreased by 4% as compared to 2013. The clearance rate for all Part II Crimes in 2014 was 71%. Both Part I and Part II clearance rates are above the state average.

There were 853 traffic collisions reported to the department for 2014, this representing a 9% decrease compared to 2013. State Highway 9 began receiving traffic in February 2014 and this could be a contributing factor for some of the decrease in collisions.

Sergeant Martin Ruiz graduated from the Bill Blackwood Law Enforcement Management Institute of Texas' Leadership Command College in February of 2014. This program provides law enforcement executives with the knowledge and skills necessary for successful leadership in modern law enforcement. Sergeant Ruiz is the fifth such graduate from the program. In addition, there are 3 other supervisors in the process for this training.

On behalf of the police department, I would like to thank our elected officials, city management, the men and women of the department, and the citizens of this community for their continued support of the police department. We stand together to continue serving this community and making it a great place to live.

Police Administration



The Copperas Cove Police Department has strived in the past several years to better connect with our citizens through numerous community policing strategies. In our efforts, the community has in turn also strived to better connect with us. This partnership has improved the manner in which we police and the overall quality of life for our citizens. Historically, connecting with the community has been challenging considering the City's reputation of being a transient community. That coupled with the recent headlines surrounding excessive force in law enforcement has created the potential of seriously damaging the relationship we have worked so hard to build. Through it all, we are grateful to still hear the echoes of support and encouragement from the people we serve.

We will continue to work diligently at keeping our community as safe as possible and to build on the trust of our citizens. In addition, thank you to the professional men and women of the Copperas Cove Police Department. None of our objectives would be met without the selfless dedication of our staff. Rest assured that some of the best in the business are serving your community.

Please take a moment and explore the information in this report and as always, you are encouraged to contact us at any time we can be of service.

Police Administration



Trust is an important factor in establishing positive relationships. People tend to distrust police based on misconceptions from television shows and news media (whether locally or nationally). We strive at the Copperas Cove Police Department to always hold the public trust and we need community support.

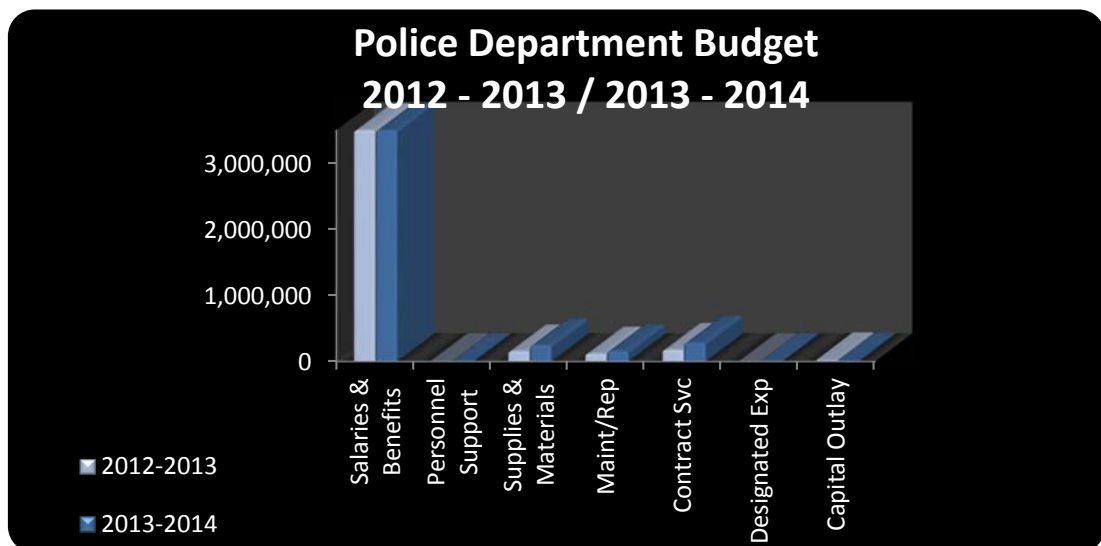
Police officers have one of the most difficult jobs. They must make split-second decisions when they arrive at a violent scene. These decisions could ultimately result in the death of a civilian or police officer. They must put their lives on the line every day to keep their community safe. We cannot forget they are human beings who have a job to do and sometimes make mistakes the same as you. People tend to see the uniform and the badge rather than the individual behind them. Police officers have families just like you and they want to return to their homes at the end of their tour of duty. Police officers prefer to use their communication skills to affect voluntary compliance wherever possible rather than having to resort to physical confrontation and the use of any force.

At the Copperas Cove Police Department we strive to keep the community's trust and confidence. A major component to this is open communications with our community. Police officers are afforded authority to carry out their duties and any excessive use of that authority or abuse of power can destroy the public trust and confidence. Every Police officer understands that he or she represents our entire department, that personal conduct is his or her own responsibility, and he or she will be held accountable for all conduct (whether positive or negative). We welcome any person to come forward when they feel they have been wronged in any manner by members of our department. We ask that we be afforded time to investigate the matter thoroughly and fairly with respect to all parties involved. We strive to keep the public trust and confidence with our community by being as transparent as we possibly can without violating any personal privacy rights or any other laws.

Police Department Budget

BUDGET EXPENSES	2012-2013	20013-2014
Salaries & Benefits	4,523,104	4,693,119
Personnel Support	3,000	3,000
Supplies & Materials	215,276	245,449
Maintenance & Repair	133,379	158,975
Contractual Services	267,363	285,986
Designated Expenses	729	3,000
Capital Outlay	24,000	11,500
TOTAL	\$5,166,851	\$5,401,029

BUDGET FY 2013-2014	Adopted	Expenditure
Salaries & Benefits	4,693,119	4,333,913
Personnel Support	3,000	7,573
Supplies & Materials	245,449	162,498
Maintenance & Repair	158,975	104,979
Contractual Services	285,986	210,111
Designated Expenses	3,000	0
Capital Outlay	11,500	32,037
TOTAL	\$5,401,029	\$4,851,111

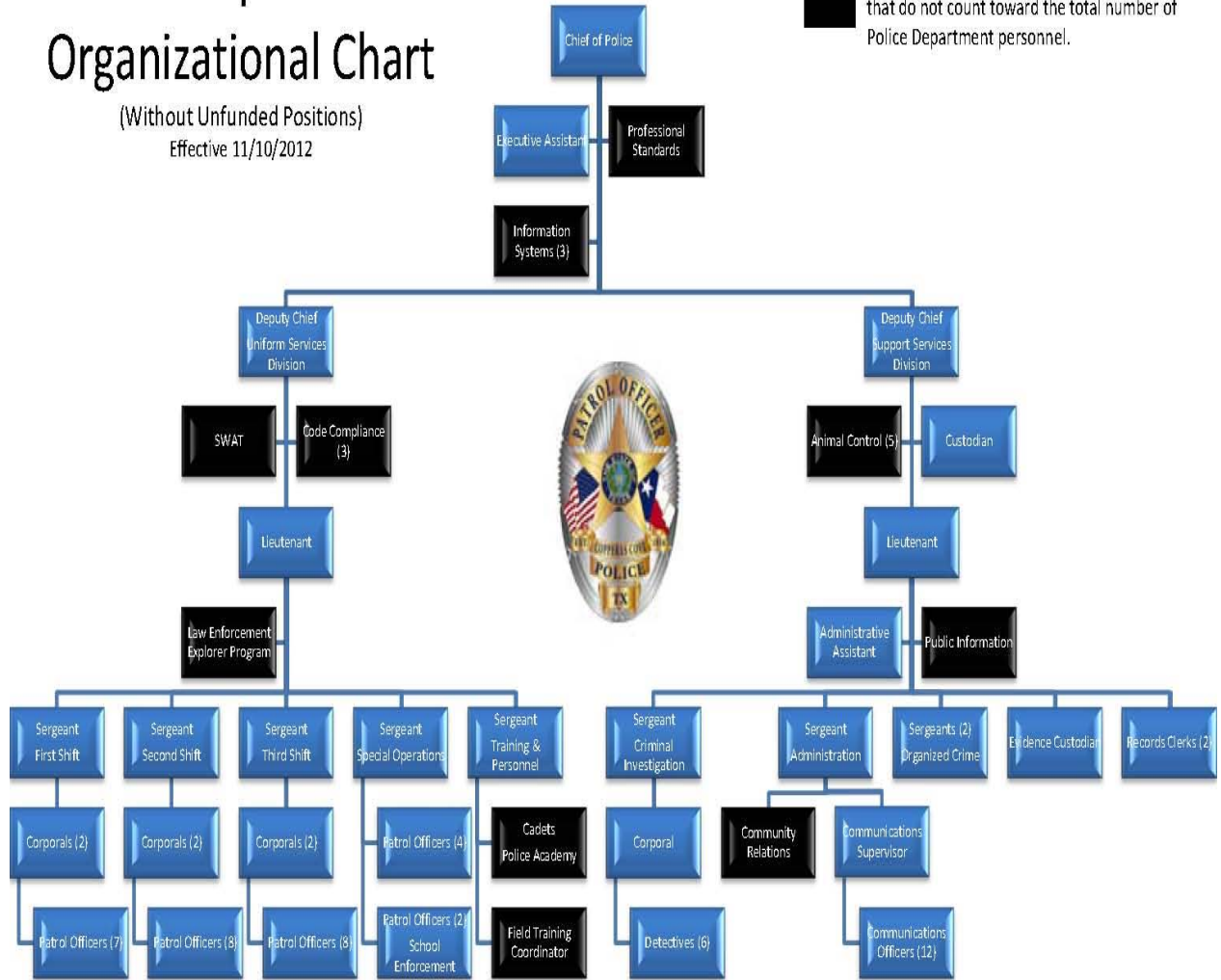


Organizational Chart

Copperas Cove Police Department Organizational Chart

(Without Unfunded Positions)
Effective 11/10/2012

■ Represents responsibilities or assignments that do not count toward the total number of Police Department personnel.



Department Organization

The Copperas Cove Police Department is organized into two major divisions led by the Chief of Police. Each Division falls under the command of a Deputy Chief. The most visible division is the Uniform Services Division. The second division of the Department is the Support Services Division.

Uniform Services Division



The Uniform Services Division is led by a Lieutenant who oversees the operation of various sections under his command.



Uniform Patrol Section

The majority of the certified officers within the Copperas Cove Police Department are assigned to the Uniformed Services or Patrol Section. This section has the traditional tasks of crime suppression through aggressive patrols, responding to calls for police service from the public, enforcing the traffic laws and conducting traffic collision investigations. The patrol division consists of approximately 28 Patrol Officers, six Corporals, and five Sergeants.

This section is divided into three shifts that provide the citizens of Copperas Cove professional police coverage 24 hours a day, 365 days a year. They handled 20,402 requests for police service in 2014 compared to 20,633 calls for service in 2013, this is a one percent decrease in calls for service.

Uniform Crime Reporting (UCR)

Copperas Cove participates in the Uniform Crime Reporting (UCR) program, along with most law enforcement agencies across the country. UCR is a uniform manner of collecting information on crimes on a national basis, identifying crimes by their nature, not by what they are called in each individual state. UCR makes possible the analysis of crime trends primarily through the Crime Index.

The UCR Crime Index

To track the variations in crime, the UCR data collection program uses a statistical summary tool referred to as the Crime Index. Rather than collecting reports of all crimes that were committed in a particular year, UCR collects the reports of seven index crimes. The crimes in this group are all serious, either by their very nature or because of the frequency with which they occur, and present a common enforcement problem to police agencies. Arson is an index crime in that the number of reported offenses is collected. Arson is not a part of the Crime Index. The seven Index Crimes are as follows and are listed as they appear on the list of UCR Crime Index lists, with arson being included:

(1) Murder, (2) Rape, (3) Robbery, (4) Aggravated Robbery, (5) Burglary, (6) Larceny, (7) Motor Vehicle Theft, (8) Arson

Part I Crimes – Overview

	<u>REPORTED CASES</u>	<u>CLEARED</u>	<u>PERCENT CLEARED</u>	<u>PROPERTY LOSS</u>
<i>HOMICIDE</i>	1	1	100%	\$0
<i>ROBBERY</i>	17	5	29%	\$16,718
<i>AGG ASLT</i>	89	82	92%	\$0
<i>RAPE</i>	5	4	80%	\$323
<i>BURGLARY</i>	174	48	28%	\$354,938
<i>THEFT</i>	760	316	42%	\$626,088
<i>VEH THEFT</i>	23	11	48%	\$222,663
<i>ARSON</i>	5	1	20%	\$66,100
TOTAL	1,074	468	44%	\$1,286,830

OFFENSE	2013	2014	% Inc/Dec
Homicide	0	1	100%
Robbery	20	17	-15%
Agg Assault	66	89	35%
Rape	16	5	-69%
Burglary	242	174	-28%
Theft	863	760	-12%
Veh Theft	20	23	15%
Arson	10	5	-50%
Total	1235	1074	-13%

Part II Crimes

Part II Crimes are other crime classifications outside those defined as Part I Crimes of the Uniform Crime Reporting. For the purposes of UCR, these crimes are not tracked for the number of crimes reported; however, UCR does track arrests on these crimes. This report will include Part II Crimes as reported to this department. For the purpose of this annual report, statistics will be reported in accordance to UCR standards. Part II Crimes are listed as follows:

Part II Crimes – Overview

OFFENSES	Reported	Cleared	Month	2013	2014	% Inc/Dec
Other Assaults	840	725	January	252	258	2%
Forgery/Counterfeit	58	11	February	255	278	9%
Embezzlement	2	1	March	277	270	-3%
Fraud	198	35	April	300	329	10%
Stolen Property	1	0	May	365	298	-18%
Criminal Mischief	306	81	June	289	291	1%
Weapons	16	16	July	292	284	-3%
Prostitution/Vice	0	0	August	261	240	-8%
Sex Offenses	26	20	September	286	272	-5%
Drug Violations	291	249	October	359	270	-25%
Gambling	0	0	November	273	258	-5%
Family Offenses	33	12	December	255	284	11%
DWI	128	127	TOTAL	3,464	3,332	-4%
Liquor Laws	36	36				
Drunkenness	70	71				
Disorderly Conduct	78	41				
Runaway	25	25				
All other offenses	1,224	914				
TOTAL	3,332	2,364				

Property Loss and Recovery

<u>TYPE OF PROPERTY</u>	<u>STOLEN</u>	<u>RECOVERED</u>	<u>% RECOVERED</u>
CURRENCY	\$181,928	\$12,676	7%
JEWELRY & PRECIOUS METALS	\$173,865	\$7,658	4%
CLOTHING & FURS	\$48,150	\$5,639	12%
MOTOR VEHICLES (Locally)	\$259,152	\$234,899	91%
OFFICE EQUIPMENT	\$26,132	\$4,000	15%
TV, RADIOS, STEREO, ETC	\$74,056	\$8,766	12%
FIREARMS	\$21,818	\$8,385	38%
HOUSEHOLD GOODS	\$102,752	\$286	0%
CONSUMABLE GOODS	\$8,576	\$4,804	56%
LIVESTOCK	\$0	\$0	0%
MISCELLANEOUS	\$324,301	\$133,883	41%
TOTAL	\$1,220,730	\$420,996	34%

Special Operations Section



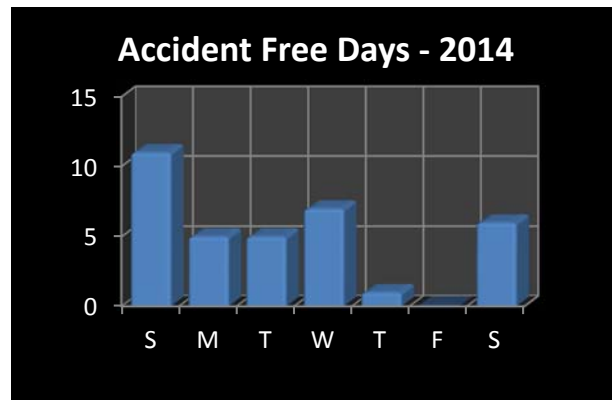
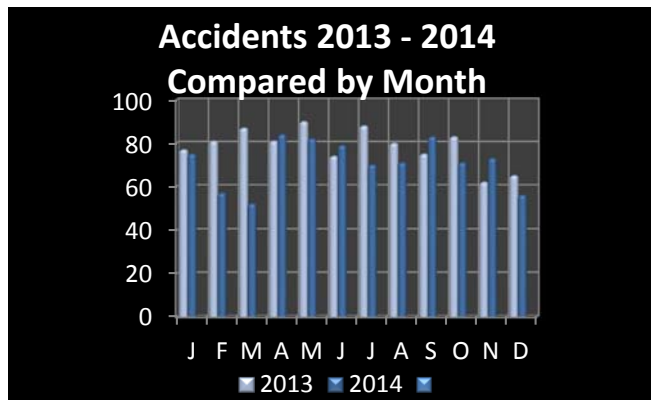
The Special Operations Section is under the command of a Sergeant who oversees the activities of four traffic officers and two school resource officers. The traffic officer's primary responsibilities are accident investigation, traffic enforcement, and escorts. The school resource officers are stationed at the Copperas Cove High School and their primary responsibilities are to report and enforce criminal violations that occur on campus.

Traffic Collisions

Accidents by Day of the Week

	2013	2014
Sunday	98	77
Monday	127	117
Tuesday	125	134
Wednesday	145	115
Thursday	156	149
Friday	182	137
Saturday	110	124
TOTAL	943	853

During 2014, there were 853 reported traffic collisions in Copperas Cove. This is a 10% decrease over 2013, which had a total of 943 traffic collisions.



During 2014 there were 35 days in which there were no accidents reported. There were more accident free Sundays than any other day of the week which totaled 11, followed by Wednesday with a total of seven.

Traffic Contacts

CHARGE	TOTAL
Speeding	1,578
Ran Stop Sign	508
Ran Red Light	110
No Drivers License	220
Driving While License Invalid	209
Expired Operator's License	77
Fail to Display License	221
Fail to Control Speed	101
Expired Registration	397
MVI Sticker Exp.	1,284
Backed Without Safety	21
Passing Authorized Emergency Vehicle	7
Fail to Yield Right of Way	95
Fail to Report Change of Address	75
Disregard Traffic Control Device	105
No Seatbelt - Driver	107
Fail to Maintain Financial Responsibility	481
No Proof of Financial Responsibility	52
Unsafe Lane Change	13
Used Wireless Device in School Zone	42
TOTAL	5,703
All Other Traffic	282
TOTAL TRAFFIC CITATIONS	5,985



CHARGE	TOTAL
Drunk in Public	69
Public Intoxication	1
Disorderly Conduct	54
Possession Drug Paraphernalia	104
Theft under \$50	88
Minor in Possession Alcohol	5
Consumption of Alcohol by Minor	18
Assault by Contact	119
Assault by Threat	12
Domestic Pet at Large	21
No Solicitors Permit	10
Curfew Violation	3
Curfew Violation - Parent	3
Fraternities, Sororities, Secret Societies	2
Reckless Damage	7
Criminal Mischief Inconvenience	3
Criminal Mischief under \$50	11
Illegal Dumping	6
Discharge Firearm/City	10
Enter on Property of Another	5
Unnecessary Noise	10
Minor in Possession Tobacco	15
Sale of Tobacco to minor	10
Total	586
All Other	54
Total Class C Citations	640



Training and Personnel Section



This section is responsible for the maintenance of all department training and personnel records, including applications and hiring process documentation, and insures that all personnel have reached the state mandated requirements. The Sergeant assigned to this section also serves as the coordinator of the field training program and supervises the cadets while attending the police academy.

HIRING PROCESS	TOTAL
TOTAL APPLICATIONS RECEIVED	
Police Officer Applications	285
Civilian Applications	633
Reserve Officer Applications	0
Volunteer Applications	0
TOTAL VACANCIES FILLED	8
Police Officers	4
Civilian Personnel	4
Volunteer Positions	0
Reserve Officers	0
CADETS ACCEPTED INTO ACADEMY	4
BACKGROUNDS COMPLETED	13
ORAL INTERVIEWS CONDUCTED	38
JOB INQUIRIES RECEIVED	374
Police Officer Positions	302
Reserve Officer Positions	9
Civilian Positions	63
PERSONAL CONTACTS	196
L.E.V.E.I. TESTS ADMINISTERED	30

DEPARTMENT TRAINING HOURS	TOTAL
TOTAL IN-SERVICE TRAINING	2131
Officer Training School Hours	1906
Civilian Training School Hours	225
INTERNSHIP TRAINING HOURS	0
Officer Field Training	2008
Civilian Field Training	1960
POLICE ACADEMY TRAINING HOURS	3220

Advanced Certificate	16
Master Peace Officer Certificate	14
Instructor Certificate	15
Crime Prevention Inspector	1
INSTRUCTORS	
Asp Instructor	2
Firearms Instructor	4
Driving Instructor	1
Defense Tactics Instructor	3
Tazer Instructor	2
SWAT TEAM	
SWAT Officers	10
Tactical Medic	1
Negotiators	4
TRAINING	
Field Training Personnel	26



Support Services Division



Lt. Brian Wyers

The Support Services Division is led by a Lieutenant who oversees the operation of various sections under his command.



Support Services provides a multitude of services to the department. This division is responsible for functions of administration, criminal investigation, communications, community service, record keeping, evidence management, organized crime, and public information. This division has one Lieutenant, four Sergeants, one Corporal, six Detectives, one Communications Supervisor, one Evidence Custodian, one Administrative Assistant, 12 Communications Operators, and two Records Clerks.

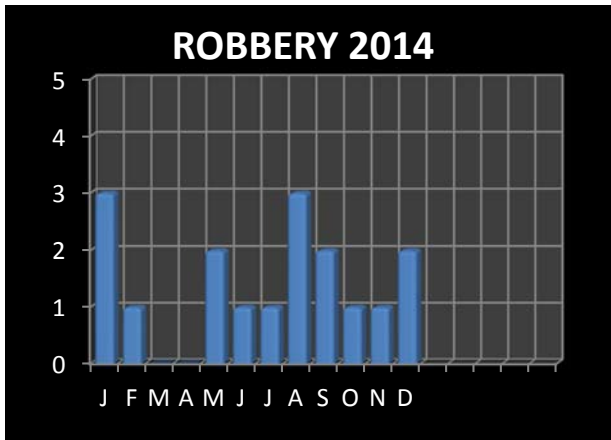
Criminal Investigations Section

Criminal Investigations is responsible for the investigation of unsolved crimes, apprehension of offenders, and the recovery of stolen property. This service is responsible to start with an offense that has been reported to the police and has not been solved. This section has one Sergeant, one Corporal, six Detectives, and one Administrative Assistant.



Aggravated Assault 2014		
	Reported	Cleared
January	5	7
February	3	2
March	6	4
April	6	6
May	13	9
June	6	6
July	13	14
August	13	8
September	10	10
October	4	5
November	3	3
December	7	9
TOTAL	89	83

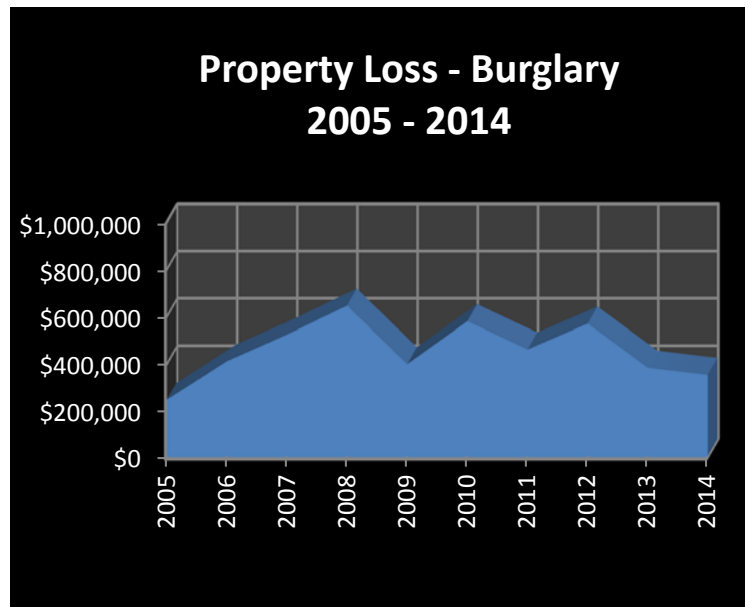
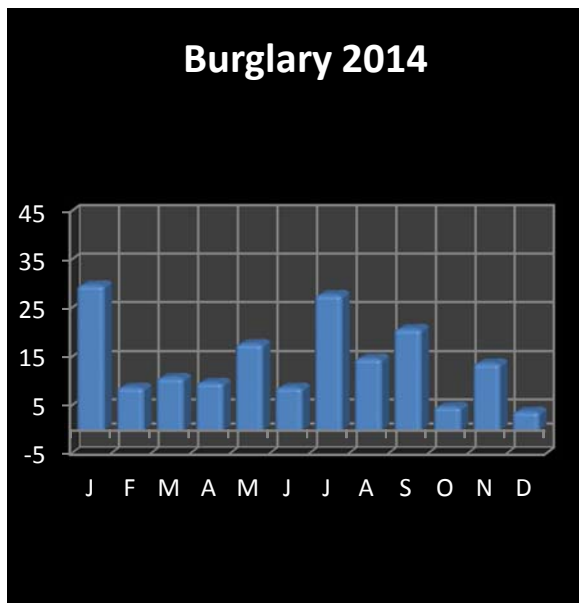
During 2014 there were 89 reported aggravated assaults. The number of aggravated assaults increased in 2014 over 2013, which had 62. This is a 44% increase in aggravated assaults. Of all reported aggravated assaults in 2014, 16 were committed with the use of firearms. Knives or cutting instruments were used in 22 of the aggravated assaults. Other dangerous weapons were used in 20 of the assaults. There were 32 assaults in which physical force was used to inflict a serious or aggravated injury.



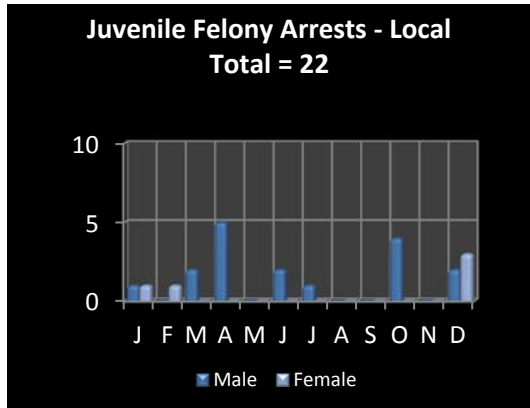
Robbery is a violent crime that frequently results in injury to the victim. Included in this category are assaults to commit actual or attempted robberies. During 2014, there were 17 reported robberies. The total property loss for 2014 for this type of crime was \$16,718.00, which is an increase over 2013, which had a total loss of \$7,453.00. Robbery, during 2014, showed a decrease over 2013, which had 18.

Burglary

There were a total of 174 structure burglaries during 2014. In 90 of the cases, force was used to gain access. There was no force used to gain access in 84 of the burglaries reported. During 2014, habitation and building burglaries decreased by 28% over 2013 which had 242. During 2014 the total property loss from burglary totaled \$354,938.00 compared to \$384,768.00 in 2013, which is a 8% decrease in property loss.



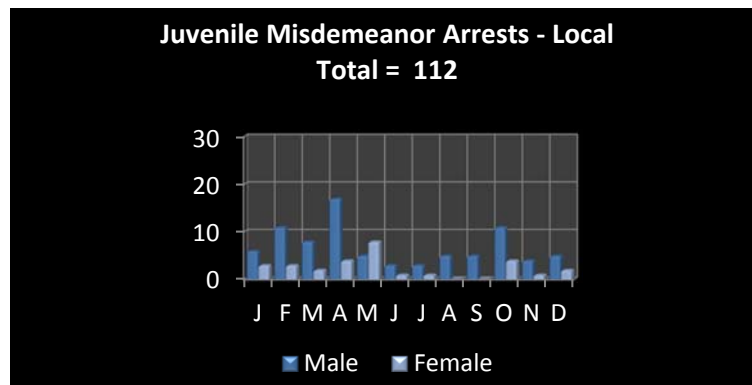
Juvenile Statistics



Juvenile arrests are classified the same as adult arrests according to UCR standards. Juvenile arrests will calculate to the number of juveniles actually processed. There were a total of 22 local felony juvenile arrests with 17 males and five females.

There were 112 local misdemeanor arrests, with 83 males and 29 females.

The total number for all juveniles held on local charges, for both felony and misdemeanor was 134. Of this total, 100 were males and 34 were females.



No juveniles were held on felony charges for another agency. During the year, a total of 13 juveniles were held on misdemeanor charges for other agencies. Of these 13 juveniles, seven were male and six were female. This is an increase over 2013, which had 10 juveniles held on misdemeanor charges for other agencies.

Community Services Section



Community Services is responsible for crime prevention programs, communications operations, public information, and many other pro-active community oriented programs. The Administrative Sergeant assigned to this section is responsible for all of the community services programs and supervises communications operations.

Programs and Classes Taught	39
Kiddo Cards	211
Program and Class Attendance	2222
Business Contacts	218
School Contacts	50
Community Contacts	729
CCPD Tours	16
Internet Contacts	182
Television Interviews	3
Press Releases	27
Crime Hazard Letters	281



The Criminal Investigation Division works with the Crime Stoppers program for the City of Copperas Cove. This program answers the tips line for Crime Stoppers and forwards the information to investigators to follow-up on the crime. A liaison maintains contact with the investigator and forwards the results of the tip to the Board of Directors for final disposition. Crime Stoppers offers an alternate route for citizens to report crime which has been or is being committed, and allows them to remain anonymous in doing so. A civilian Board of Directors manages the day-to-day operations of Crime Stoppers and provides funds which allow the program to offer rewards up to \$1,000 for information leading to the arrest and indictment on felony, and some serious misdemeanor cases.

2014 Statistics

Calls Received	103
Number Rewards Paid/Declined	6
Amount of Rewards Paid	\$1,950
Number of Offenses Cleared	8
Number Resulting in Arrests	7
Property Recovered	\$427
Drugs Seized	\$3,795
Forfeitures/Restitution	\$3,348



Crime Stoppers is a vital program to the Police Department because it allows citizens to report or provide information on crimes in a way that allows them to remain anonymous. It is important that the citizens are aware of the program so they may take advantage of the service that it provides.

Statistics since Inception

Suspects Arrested	495
Offenses Cleared	616
Calls Received	794
Number of Rewards Paid/Declined	1,602
Amount of Rewards Paid	\$104,385
Stolen Property Recovered	\$190,965
Narcotics Seized	\$143,290
Forfeitures/Restitution	\$535,522

Communications Section




This section consists of 12 Communications Operators and one Communications Supervisor. This section is responsible for receiving all emergency and non-emergency calls for police, fire, and EMS service, including the telephone device for the deaf. Additionally, this section handles the dispatching of all calls for service for police, fire, and EMS through the use of the department’s radio system.



All of the communications operators receive mandatory training given by the State of Texas regarding the use of the National Criminal History and the Texas Law Enforcement Telecommunication System.

Dispatch received 27,390 calls on the 9-1-1 system during 2014.

Evidence Processing Section



This section is responsible for the Property Room for the department, which houses all evidence received on criminal cases, all found property, and any other property seized. Employees in this section are trained in evidence collection, preservation, and documentation as well as processing for additional evidence, including fingerprinting and photography. This section is also responsible for the timely transfer of evidence to the Department of Public Safety Crime Laboratory for additional processing and testing, and may be called on to assist in evidence collection, preservation, and processing at the scene of a major crime.



Records Section



This section is responsible for managing all of the records for the Police Department. These records include: arrest reports, offense reports, accident reports, and statistical reports. This section is staffed with two clerks that are responsible for in-taking, filing, and disseminating reports associated with the Police Department. They are also responsible for monthly reporting and processing open records requests.

2013 Fees Collected

Totals

Bicycle License	\$2
Copy Machine	\$3,968
Fingerprints	\$3,561
Notary Fee	\$258
Background Notary	\$6
Background	\$403
TOTAL	\$8,198

Department Summary

Total Hours Worked	141,428	Back-up Calls	9,126
Police Calls For Service	20,402	Traffic Citations	5,985
Total Number Reports Taken	5,051	Class C Citations	640
Part I Crimes Reported	1,067	Warning Citations	3,040
Part I Crimes Cleared	469	Verbal Warnings	7,867
Part II Crimes Reported	3,332	Warrants Served (Felony)	208
Part II Crimes Cleared	2,364	Warrants Served (Misdemeanor)	872
Total Crimes Reported	4,399	DWI Arrests	94
Total Crimes Cleared	2,833	Trespass Warnings	150
Incident Reports Taken	1,205	Field Interviews	115
Accident Reports Taken	853	Crime Hazard Letters	281
Adults Placed in Jail	1,275	Stolen Property	\$1,220,130
Juveniles Detained	117	Recovered Property	\$420,996
Total 9-1-1 Calls	27,390	Curfew Warnings - Day	9
		Curfew Warnings - Night	34
		Curfew Citations/Child - Day	2
		Curfew Citations/Child - Night	1
		Curfew Citations/Parent	3
		False Alarms	234



