



2020

Annual Report



Animal Control

1601 North First Street

Copperas Cove, Texas

76522

254.547.5584



Statement of Purpose

This report is designed to inform our community about the functions and efforts of our Animal Control Department. It is our intention to serve the citizens of this community in the most professional, effective, and efficient manner possible. Experience and training are the key elements in maintaining a professional staff at our Animal Control Facility. Our officers receive state certification training with two classification levels; Animal Control Officer I and II. An Animal Control Officer II must have two years of service with the Copperas Cove Animal Shelter along with Advanced Animal Control Officer Training and Basic Animal Cruelty Investigation Training.



In October of 2014, the City Council approved themed adoption events every month where adoption fees are waived. As of January 2021, 67 events have been organized with the adoption of 957 animals.

The Animal Control Advisory Committee was approved by City Council in June of 2005. This committee is comprised of the Deputy Chief of Police, the Senior Animal Control Officer, a licensed veterinarian, three individuals who reside within the City limits, and a representative from an animal welfare organization. The primary function of the committee is to assist the Animal Control Department in communicating awareness to the citizens regarding services, procedures, and compliance with ordinances and state laws and make recommendations for improvements on programs and services.

Copperas Cove Animal Control hosts low-cost shot clinics with Austin Avenue Animal Hospital, and have since 2013. The first clinic was held June 17, 2013 at the Copperas Cove Animal Shelter parking lot. Currently we have hosted 20 shot clinics in which a total 6,229 animals received their vaccines, 407 animals have been microchipped, and 1201 animals received their city licenses. The Animal Shelter also received a total of \$24,762 in donations. Copperas Cove Animal Control hosts these low-cost shot clinics to help the community by offering affordable vaccinations for their pets. This event is intended to be convenient by allowing citizens the opportunity to have their pet vaccinated, microchipped, and licensed through the City, at one location. Additional events have been scheduled for 2021.

When it comes to stray and impounded animals, every effort is made to return the animal to the owner. When possible, we attempt to adopt out the animal to a “forever” home or transfer it to a rescue organization. These organizations have further resources to find animals a “forever” home. This is another example of our commitment to reducing the number of euthanized animals.

The COVID-19 virus impacted the public events for 2020. We focused on keeping staff, volunteers, animals, and citizens safe from potential exposure. We are hoping 2021 permits the full opening of public events to bring these services to our community. On behalf of the Copperas Cove Animal Control Department, I thank each of you for your continued support and we look forward to serving the citizens of this great community.

Jeremy Alber

Deputy Chief

Copperas Cove Police Department



Table of Contents

<u>Organization</u>	<u>1</u>
<u>Impound Report – Dogs and Cats</u>	<u>2</u>
<u>Impound Report – All other Animals</u>	<u>3</u>
<u>Calls for Service</u>	<u>4</u>
<u>Hours Worked</u>	<u>5</u>
<u>Citations Issued</u>	<u>6</u>
<u>Charges Filed</u>	<u>7</u>
<u>Incident Reports</u>	<u>8</u>
<u>Department Budget</u>	<u>9</u>





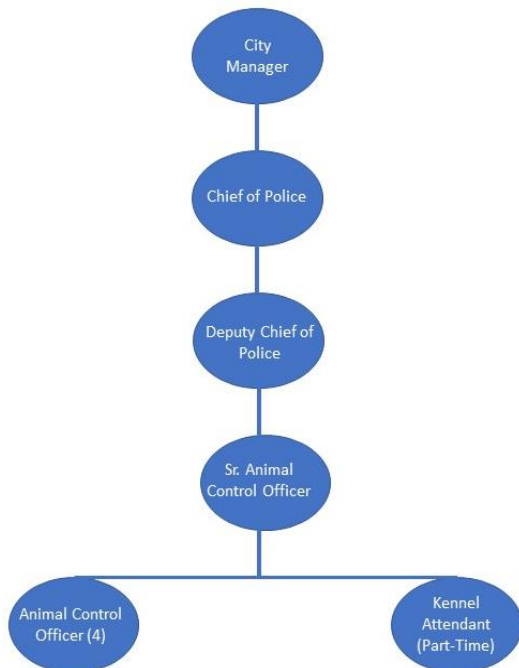
Department Organization

The Copperas Cove Animal Control Department consists of six total employees; one Senior Animal Control Officer, four Animal Control Officers and one part-time Kennel Attendant. This Department falls within the command of the Police Department's Deputy Police Chief with the Senior Animal Control Officer leading the day to day operations.

Animal Control serves to provide and maintain a healthy, safe, and sanitary shelter for animals housed at the facility. Equally important is patrolling the City to locate and take possession of strays, ill, injured, deceased, and/or dangerous or vicious animals. Some of Animal Control's other duties include the investigation of animal cruelty and animal bite cases, the quarantine of animals, and sending suspected rabies specimens to the Texas Department of State Health Services for testing.

Animal Control Officers will issue citations for failure to comply with adoption agreements, failure to license animals, violating the leash ordinance, along with all other violations of city ordinances and state laws. The Department educates the public with presentations held for various civic organizations and public schools, through the media, and citizen contact on issues related to health and safety. Animal Control also welcomes tours of the facility upon any request. An emphasis is placed on educating the public so that animals and people live together in a safe environment.

The Animal Control facility is open six days a week to serve the community along with on-call staff that operate after normal business hours.



From left to right, ACO Keith Downes, ACO Howard Dixon, Kennel Assistant Catalina Richardson, Senior ACO David Wellington, ACO Caitlin Sharbeno-Bockting, ACO Tamara Hall



Animal Impound Report Dogs and Cats

DOGS:	Jan	Feb	Mar	Apr	May	Jun	Jul	Aug	Sept	Oct	Nov	Dec	Total
Impounded	98	75	69	49	76	81	50	49	75	54	85	63	824
Adopted	17	25	22	10	6	18	23	23	22	16	27	21	230
Returned to Owner	52	31	30	31	44	33	20	15	37	31	36	32	392
Euthanized	0	0	7	1	1	5	9	0	7	6	0	4	40
Euthanize-Owner Turn in	20	9	7	5	11	18	7	12	15	15	15	14	148
Adoption Exchange	0	0	0	0	0	1	1	4	2	1	1	1	11
Safekeeping/Quarantine Return	6	0	1	1	3	3	3	2	5	6	3	3	36
Escape from Impound	0	0	0	0	0	0	1	0	0	0	0	0	1
Died While Impounded	0	0	0	0	0	0	0	0	0	0	0	0	0
Licensed issued by CITY	21	100	13	4	2	14	9	24	8	17	4	10	226
Licensed issued by VET	213	217	265	206	209	282	252	193	207	205	176	145	2570
Resident Surrendered	6	2	9	0	0	3	9	4	4	2	6	3	48
Non-Resident Surrendered	1	2	1	0	0	2	4	4	6	4	4	2	30
Humane Rescue	3	4	4	10	4	2	0	4	2	1	2	4	40

CATS:	Jan	Feb	Mar	Apr	May	Jun	Jul	Aug	Sept	Oct	Nov	Dec	Total
Impounded	56	37	61	50	87	115	77	65	78	69	37	43	775
Adopted	10	13	16	11	51	40	44	37	37	52	16	20	347
Returned to Owner	4	0	7	1	8	4	3	1	1	3	3	3	38
Euthanized	16	16	9	22	34	55	28	3	24	31	10	24	301
Euthanize-Owner Turn in	1	0	0	0	1	3	4	0	3	2	4	2	20
Adoption Exchange	0	0	1	0	2	3	1	4	3	2	1	0	17
Safekeeping/Quarantine Return	1	0	0	0	6	0	0	0	0	0	0	0	7
Escape from Impound	0	1	1	0	1	0	1	2	1	0	0	0	7
Died While Impounded	0	0	0	0	1	3	0	0	1	0	0	0	5
Licensed issued by CITY	0	45	0	0	0	2	0	3	2	1	1	2	56
Licensed issued by VET	77	47	48	41	47	41	73	51	88	44	41	35	633
Resident Surrendered	5	0	4	0	1	3	0	2	1	1	0	0	17
Non-Resident Surrendered	0	2	0	0	0	5	4	1	0	0	0	1	13
Humane Rescue	1	1	5	0	0	0	1	1	2	0	4	0	15

*Note: The category of "Euthanize-Owner Turn in" was added to show the number of animals that are euthanized by the owner for reasons of illness or other health issues.



Animal Impound Report Other Animals

FERRETS/RABBITS/OTHERS:	Jan	Feb	Mar	Apr	May	Jun	Jul	Aug	Sept	Oct	Nov	Dec	Total
Impounded	0	2	0	0	0	2	3	0	1	0	2	2	12
Adopted	0	0	0	0	0	1	5	0	3	0	0	0	9
Returned to Owner	0	0	0	0	0	0	0	0	0	0	1	0	1
Euthanized	0	0	0	0	0	0	0	0	0	0	0	0	0
Adoption Exchange	0	0	0	0	0	0	0	0	0	0	0	0	0
Safekeeping Return	0	0	0	0	0	0	0	0	0	0	0	0	0
Escape from Impound	0	0	0	0	0	0	0	0	0	0	0	0	0
Died While Impounded	0	0	0	0	0	0	0	0	0	0	0	0	0
Licensed issued by CITY	0	0	0	0	0	0	0	0	0	0	0	0	0
Licensed issued by VET	0	0	0	0	0	0	0	0	0	0	0	0	0
Resident Surrendered	0	0	0	0	0	2	0	0	0	0	0	0	2
Non-Resident Surrendered	0	0	0	0	0	0	0	0	2	0	0	0	2
Humane Rescue	0	2	0	0	0	0	0	0	0	0	1	2	5

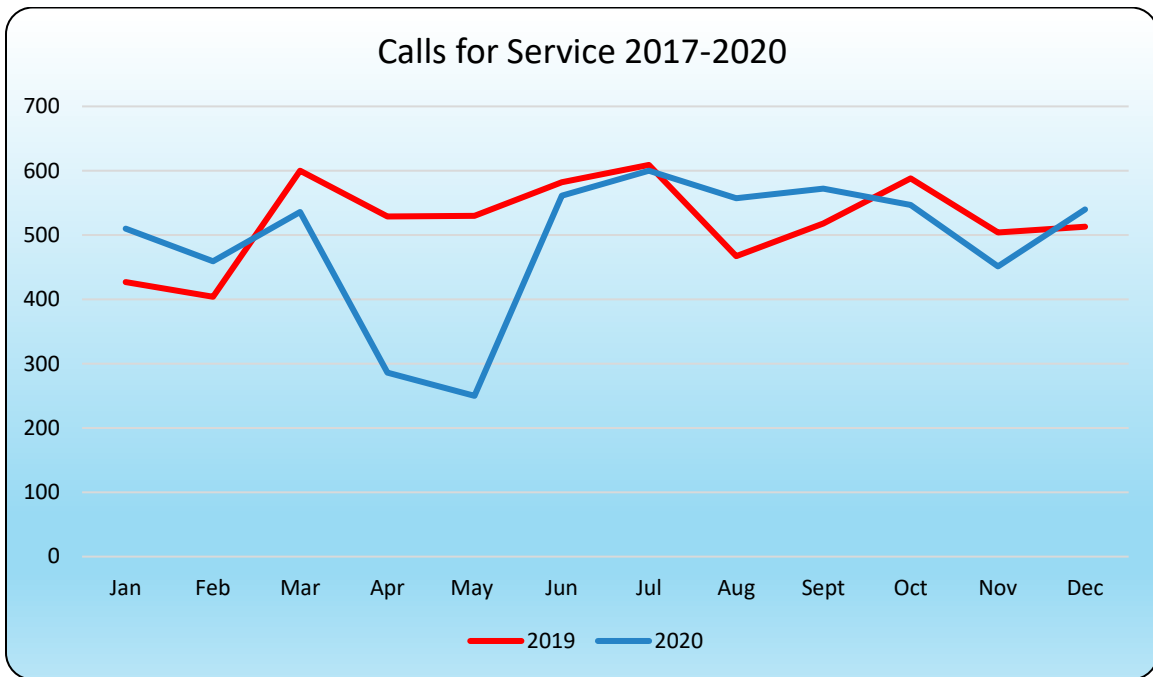
WILDLIFE/LIVESTOCK:	Jan	Feb	Mar	Apr	May	Jun	Jul	Aug	Sept	Oct	Nov	Dec	Total
Impounded	55	44	72	83	85	71	42	58	67	65	44	27	713
Reclaim	0	1	0	0	0	1	0	0	0	0	0	0	2
Return to Nature	11	11	12	23	22	32	29	47	58	55	18	12	330
Euthanized	3	2	2	5	3	9	8	5	6	10	7	5	65
Humane Rescue	1	3	0	11	9	6	6	5	2	0	0	1	44
Permit Issued (Exotic)	0	0	0	0	0	0	0	0	0	0	0	0	0
Animal Carcass (Deer)	16	5	11	11	15	30	14	23	14	33	29	25	226
Animal Carcass (All Other)	44	45	63	43	50	74	55	56	53	55	37	33	608
Livestock Surrendered	0	0	0	0	0	0	0	0	0	0	0	0	0

	Jan	Feb	Mar	Apr	May	Jun	Jul	Aug	Sept	Oct	Nov	Dec	Total
BITE REPORTS	4	5	3	10	4	6	5	2	5	12	6	3	65

MONTHLY TOTALS	Jan	Feb	Mar	Apr	May	Jun	Jul	Aug	Sept	Oct	Nov	Dec	Total
Domestic Impounded	154	112	130	99	163	196	127	114	153	123	122	106	1599
Domestic Adopted	27	38	38	21	57	58	67	60	59	68	43	41	577
Domestic Returned	56	31	37	32	52	37	23	16	38	35	39	35	431
Domestic Euthanized	16	16	16	23	35	60	37	32	31	37	10	28	341
Euthanize-Owner Turn In	21	9	7	5	12	21	11	12	18	17	19	16	168
Domestic Humane Rescue	4	5	9	10	4	2	1	5	4	1	6	6	57
Owner Permission to Euthanize After Bite	0	0	0	2	2	0	0	1	2	3	0	3	13



Calls for Service



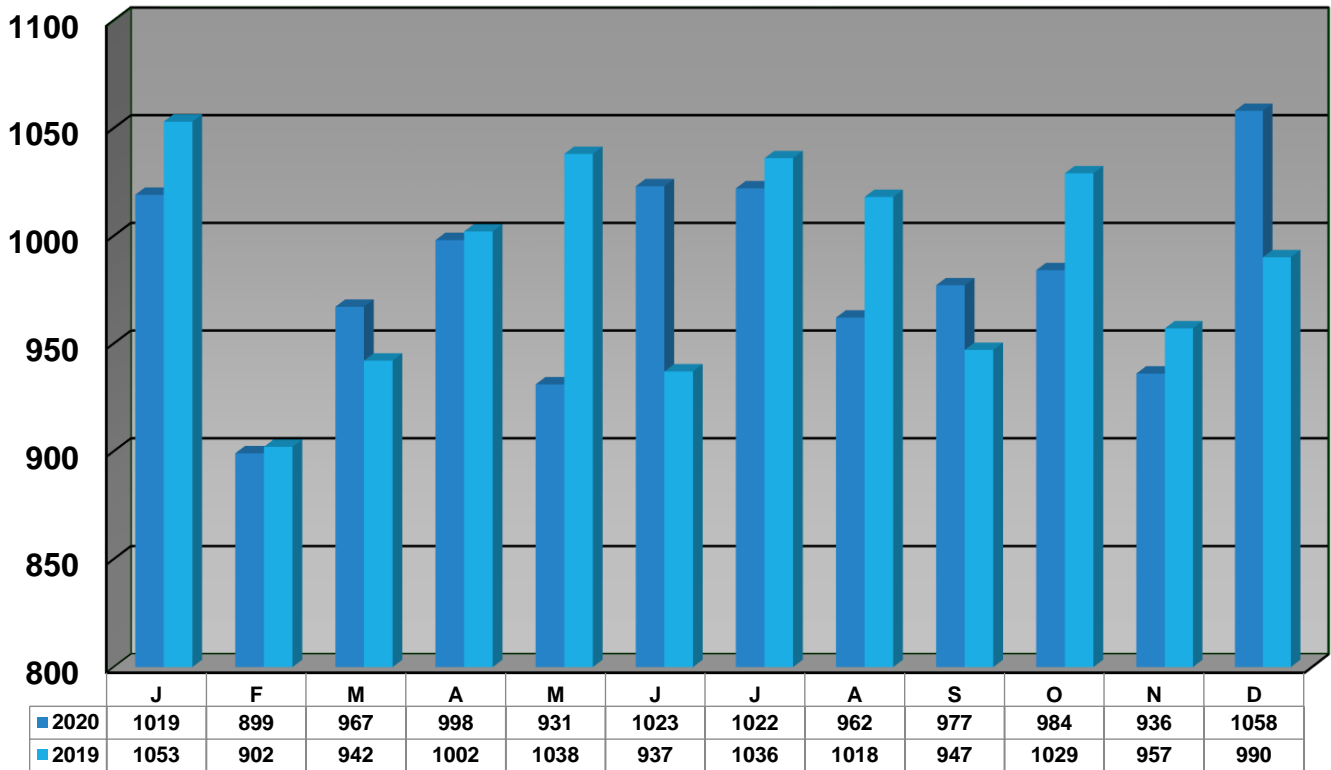
The chart above compares calls for service from 2019 to 2020, reflecting a 6.9% decrease for 2020 than 2019. Calls are generated by either citizens or the Police Department when requesting assistance to either capture an animal, rescue an injured animal, investigate animal attacks and bites, or any other calls for assistance pertaining to animals. After normal work hours, calls for assistance for Animal Control are made through the Police Department.

Total calls for service in 2020 was 5869 as compared to 2019 when 6271 were received. The decrease in calls for service can be attributed to the COVID-19 pandemic. With many people remaining at home with their pets from March to June.





Hours Worked

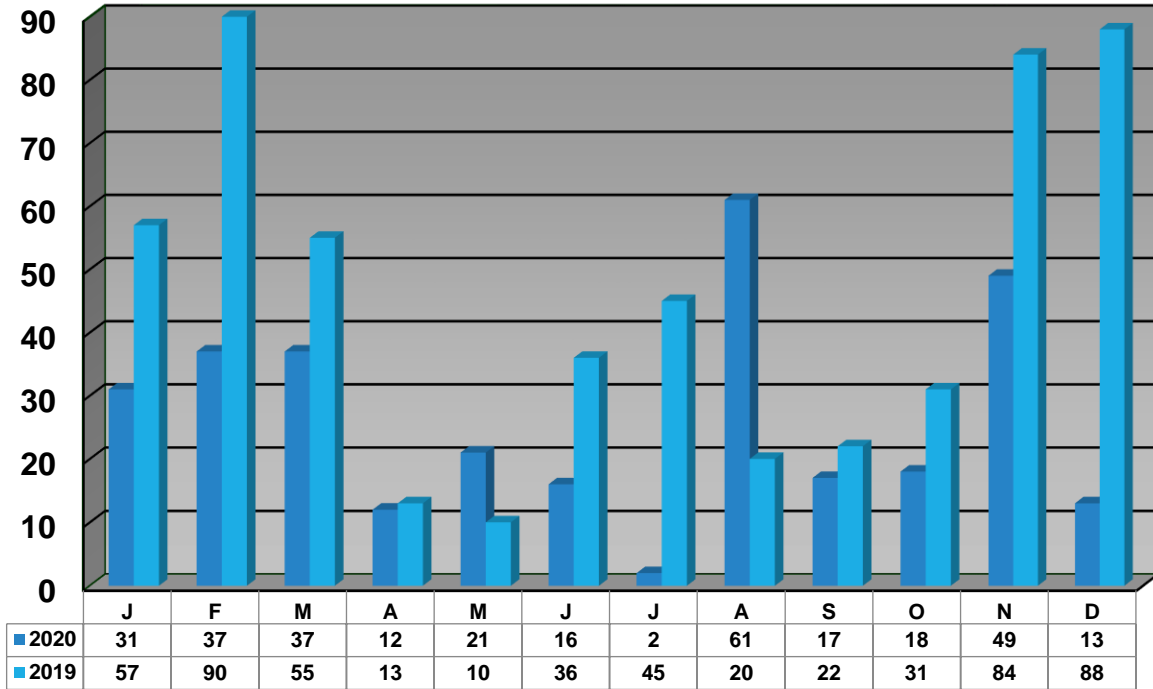


Animal Control Officers normally work a 40-hour week but are subject to a 24-hour on-call status to perform duties after normal business hours. The chart above compares hours worked for 2019 and 2020 reflecting a .6% decrease in total hours worked by Animal Control personnel.





Citations Issued



A decrease of 43% in the number of citations issued is reflected when comparing 2020 to 2019. In 2020, there were 314 citations issued compared to 551 citations issued in 2019. The summer months of 2020 kept many people at home due to the COVID-19 Pandemic. There was a large decrease in loose animals and related violations. A breakdown of the specific charges filed can be found on the following page of this report.

Rabies Alert



Positive Rabies Cases in Coryell County:

2020 total = 9

1 (bat), 6 (skunks), 1 (raccoon), 1 (dog)



Charges Filed

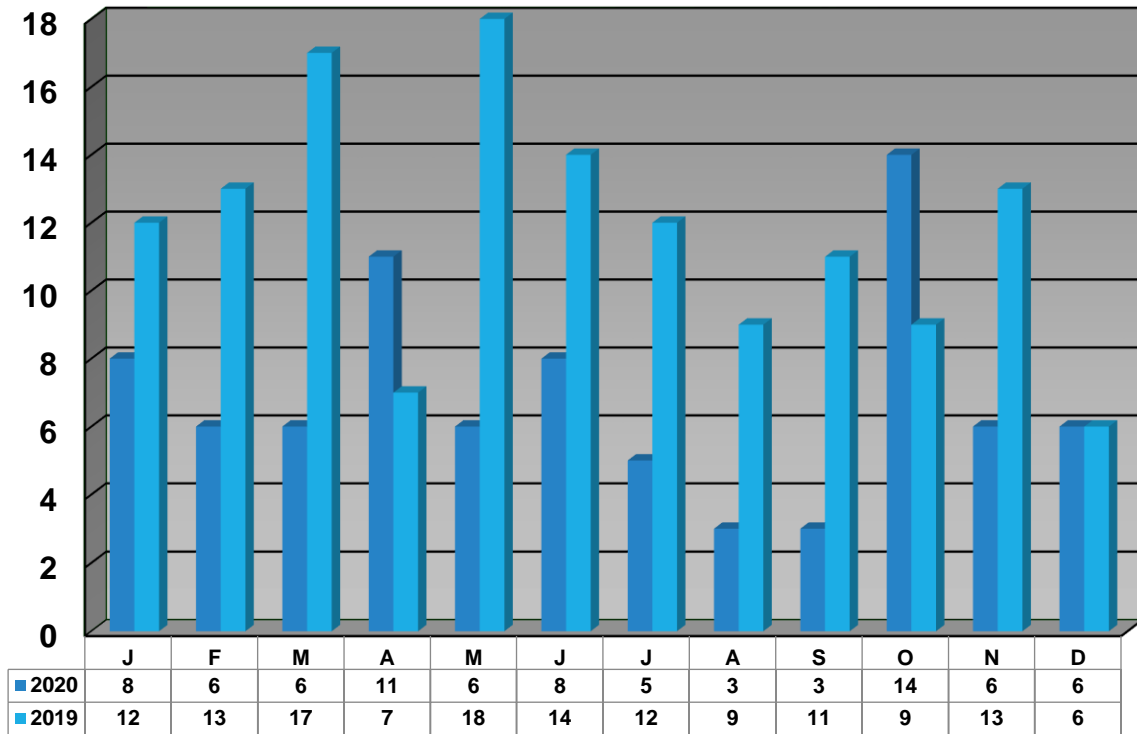
CITY ORDINANCES	TOTAL
Sec. 3-29 – No Collar and City License	36
Sec. 3-38 – Domestic Pet at Large	64
Sec. 3-43-1 – Failure to Microchip	47
Sec. 3-48 – No Rabies Vaccination	33
Sec. 3-49 – Vaccination of Impounded Animal	41
Sec. 3-83 – Violation of Administrative Order	1
All Other Violations	15
Total City Ordinance Charges	241
HEALTH AND SAFETY CODE	TOTAL
828.002 – Fail to Sterilize Animal	65
Total Charges Filed	306
CITY ORDINANCE (ADMINISTRATIVE ORDER)	TOTAL
Sec. 3-72 – Dangerous Animal	4



"The greatness of a nation and its moral progress can be judged by the way its animals are treated." — Mahatma Gandhi



Incident Reports



82 total incident reports were taken in 2020 reflecting a 42% decrease over 2019 when 141 reports were taken. 2020 kept many people at home due to the COVID-19 Pandemic. There was a large decrease in loose animals and in turn a large decrease in incident reports.

Incident reports are always filed for animal attacks and bites, as well as cat scratches when there is a potential for rabies. Reports are also taken for public nuisances, cruelty to animals, and other cases deemed necessary by the Animal Control Department.





Department Budget

BUDGET EXPENSES	2018 - 2019	2019 - 2020
Salaries & Benefits	\$208,201	\$270,368
Supplies & Materials	22,825	23,025
Maintenance & Repair	4,550	5,425
Contractual Services	15,444	14,824
Designated Expenses	2,000	2,000
Capital Outlay	0	0
Total	\$253,020	\$315,642

