



2021



Annual Report

Copperas Cove Animal Control



1601 N First Street
Copperas Cove, Texas 76522
254.547.5584

https://www.copperascovetx.gov/animal_control/



Statement of Purpose

This report is designed to inform our community about the functions and efforts of our Animal Control Department. We intend to serve the citizens of this community in the most professional, effective, and efficient manner possible.

Experience and training are the critical elements in maintaining a professional staff at our Animal Control Facility. Our officers receive state certification training with two classification levels; Animal Control Officer I and II. An Animal Control Officer II must have two years of service with the Copperas Cove Animal Shelter along with Advanced Animal Control Officer Training and Basic Animal Cruelty Investigation Training.

Copperas Cove Animal Control hosts low-cost shot clinics with Austin Avenue Animal Hospital. On June 17, 2013, the first clinic was held at the Copperas Cove Animal Shelter parking lot. We have currently hosted 22 shot clinics in which 7,089 animals received their vaccines, 407 animals have been microchipped, and 1289 animals received their city licenses. Copperas Cove Animal Control hosts these low-cost shot clinics to help the community by offering affordable vaccinations for their pets. In addition, these events are intended to be convenient by allowing citizens the opportunity to have their pet vaccinated, microchipped, and licensed through the City, at one location. Additional events have been scheduled for 2022.

When it comes to stray and impounded animals, every effort is made to return them to the owner. When possible, we attempt to adopt the animal to a “forever” home or transfer it to a rescue organization. These organizations have further resources to find animals a “forever” home. This is another example of our commitment to reducing the number of euthanized animals.

Approximately six years ago, Deputy Chief Brian Wyers began researching the potential cost of a new animal shelter due to the growing population of Copperas Cove and the lack of space for adoptable animals. Through hard work and dedication, Deputy Chief Wyers was able to bring a plan to the Copperas Cove City Council that allocated bond money to build a new shelter on land already owned by the City. The City Council voted to put this bond on the November 2021 ballot. The bond passed with overwhelming support from the voters. As a result, construction plans are being developed, and we hope to see a new shelter in the works by the summer of 2022.

Overall, 2021 showed a bit of a rebound from the pandemic; however, Winter Storm Uri tested the resiliency of the Animal Control Staff and the facility. We were able to make it through the storm without losing any animals. The facility received a large amount of damage from broken pipes that ran through the structure’s ceiling. The repairs to the facility required Animal Control Staff to work from the adjacent public works building. The location change was a bit of an inconvenience for our staff and citizens. On behalf of the Copperas Cove Animal Control Department, I thank each of you for your continued support, and we look forward to serving the citizens of this great community.

Jeremy Alber

Deputy Chief of Police

Copperas Cove Police Department



Table of Contents

<u>Organization</u>	<u>1</u>
<u>Impound Report – Dogs and Cats</u>	<u>2</u>
<u>Impound Report – All other Animals</u>	<u>3</u>
<u>Calls for Service</u>	<u>4</u>
<u>Hours Worked</u>	<u>5</u>
<u>Citations Issued</u>	<u>6</u>
<u>Charges Filed</u>	<u>7</u>
<u>Incident Reports</u>	<u>8</u>
<u>Department Budget</u>	<u>9</u>





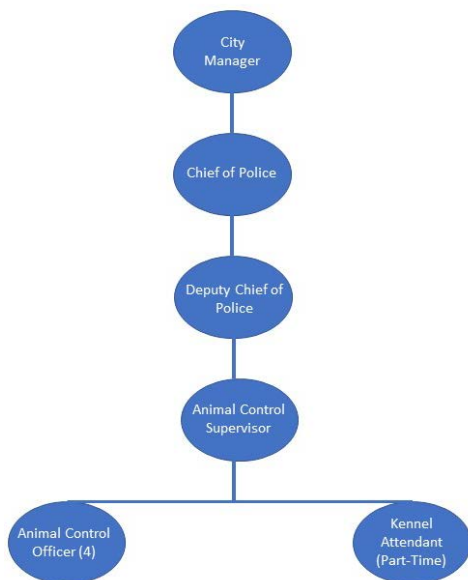
Department Organization

The Copperas Cove Animal Control Department consists of six employees; one Animal Control Supervisor, four Animal Control Officers, and one part-time Kennel Attendant. This Department falls within the command of the Police Department’s Deputy Police Chief, with the Animal Control Supervisor leading the day-to-day operations.

Animal Control provides and maintains a health, safe, and sanitary shelter for animals housed at the facility. Equally important is patrolling the City to locate and take possession of stray, ill, injured, deceased, and dangerous or vicious animals. Some other duties include the investigation of animal cruelty and animal bite cases, the quarantine of animals, and sending suspected rabies specimens to the Texas Department of State Health Services for testing.

Animal Control Officers issue citations for failure to comply with adoption agreements, failure to license animals, violating the leash ordinance, along with all other violations of city ordinances and state laws. The Department educates the public with presentations held for various civic organizations and public schools, through the media, and citizen contact on issues related to health and safety. Animal Control also welcomes tours of the facility upon any request. An emphasis is placed on educating the public so that animals and people live together in a safe environment.

The Animal Control facility is open six days a week to serve the community along with on-call staff that operates after regular business hours.



From left to right, ACO Howard Dixon, ACO Caitlin Sharbeno-Bockting, ACO Keith Downes, Kennel Assistant Catalina Richardson, ACO Sean Simins, Animal Control Supervisor Tamara Hall



Animal Impound Report Dogs and Cats

DOGS:	Jan	Feb	Mar	Apr	May	Jun	Jul	Aug	Sept	Oct	Nov	Dec	Total
Impounded	70	27	33	32	71	64	55	51	58	54	72	52	639
Adopted	19	12	13	10	20	12	16	20	18	29	17	9	195
Returned to Owner	37	20	33	26	46	41	37	35	36	36	41	30	418
Euthanized	0	1	4	0	0	6	4	1	6	5	12	11	50
Euthanize-Owner Turn in	6	5	8	5	14	23	12	11	21	28	24	24	181
Adoption Exchange	2	1	3	0	0	1	0	0	3	3	1	0	14
Safekeeping/Quarantine Return	10	2	2	4	5	2	7	6	6	1	8	9	62
Escape from Impound	0	0	0	0	0	1	0	0	0	0	0	0	1
Died While Impounded	1	0	0	0	0	0	0	0	0	0	0	0	1
Licensed issued by CITY	7	5	17	17	9	7	9	77	15	6	31	11	211
Licensed issued by VET	136	105	202	168	112	209	165	118	151	179	86	100	1731
Resident Surrendered	4	5	5	6	7	6	7	3	0	3	4	1	51
Non-Resident Surrendered	5	1	0	2	2	2	1	3	2	1	3	3	25
Humane Rescue	4	10	0	5	0	9	1	3	3	0	2	1	38

CATS:	Jan	Feb	Mar	Apr	May	Jun	Jul	Aug	Sept	Oct	Nov	Dec	Total
Impounded	22	30	25	68	75	120	61	66	73	98	68	22	728
Adopted	10	13	11	53	19	29	22	30	19	20	28	14	268
Returned to Owner	3	1	3	1	7	7	5	0	4	4	5	0	40
Euthanized	11	5	16	19	31	87	41	34	36	64	39	8	391
Euthanize-Owner Turn in	0	3	4	1	2	1	1	1	6	2	4	2	27
Adoption Exchange	0	0	2	1	2	1	0	0	1	1	1	0	9
Safekeeping/Quarantine Return	1	0	1	0	0	0	0	2	0	0	0	0	4
Escape from Impound	0	0	0	0	0	0	0	2	0	5	4	0	11
Died While Impounded	0	0	0	0	0	9	0	2	2	4	1	1	19
Licensed issued by CITY	0	1	0	6	0	8	1	21	2	9	1	4	53
Licensed issued by VET	46	30	48	37	27	53	50	51	40	48	34	32	496
Resident Surrendered	1	2	0	0	1	3	16	0	0	0	0	1	24
Non-Resident Surrendered	0	0	1	0	0	0	0	1	0	1	0	1	4
Humane Rescue	0	3	0	0	10	3	0	1	5	2	9	4	37

*Note: The category of "Euthanize-Owner Turn in" was added to show the number of animals that are euthanized by the owner for reasons of illness or other health issues.



Animal Impound Report Other Animals

FERRETS/RABBITS/OTHERS:	Jan	Feb	Mar	Apr	May	Jun	Jul	Aug	Sept	Oct	Nov	Dec	Total
Impounded	0	0	0	0	1	2	1	1	4	1	1	1	12
Adopted	0	0	0	0	0	0	3	2	1	0	0	0	6
Returned to Owner	0	0	0	0	1	0	0	0	0	0	0	0	1
Euthanized	0	0	0	0	0	0	0	1	0	0	0	0	1
Adoption Exchange	0	0	0	0	0	0	0	0	0	0	0	0	0
Safekeeping Return	0	0	0	0	0	0	0	0	0	0	1	0	0
Escape from Impound	0	0	0	0	0	0	0	0	0	0	0	0	0
Died While Impounded	0	0	0	0	0	0	0	0	0	1	0	0	1
Licensed issued by CITY	0	0	0	0	0	0	0	0	0	0	0	0	0
Licensed issued by VET	0	0	0	0	0	0	0	0	0	0	0	0	0
Resident Surrendered	0	0	0	0	0	2	2	0	0	0	0	0	4
Non-Resident Surrendered	0	0	0	0	0	0	0	0	0	0	0	0	0
Humane Rescue	1	0	0	0	0	0	2	0	3	1	0	0	7

WILDLIFE/LIVESTOCK:	Jan	Feb	Mar	Apr	May	Jun	Jul	Aug	Sept	Oct	Nov	Dec	Total
Impounded	9	5	22	22	35	77	21	40	59	47	21	11	369
Reclaim	0	1	0	0	0	0	0	0	1	0	0	0	2
Return to Nature	8	2	13	12	27	37	20	33	49	40	14	7	262
Euthanized	0	2	4	8	5	9	1	3	8	4	7	4	55
Humane Rescue	1	0	5	4	3	5	0	1	2	1	0	0	22
Permit Issued (Exotic)	0	0	0	0	0	0	0	0	0	0	0	0	0
Animal Carcass (Deer)	8	11	10	12	15	28	46	31	24	26	45	23	279
Animal Carcass (All Other)	23	24	39	34	34	58	66	65	47	46	41	1	478
Livestock Surrendered	0	0	0	0	0	0	0	0	0	0	0	0	0

	Jan	Feb	Mar	Apr	May	Jun	Jul	Aug	Sept	Oct	Nov	Dec	Total
BITE REPORTS	5	5	8	7	7	8	11	7	5	13	10	11	97

MONTHLY TOTALS	Jan	Feb	Mar	Apr	May	Jun	Jul	Aug	Sept	Oct	Nov	Dec	Total
Domestic Impounded	92	57	58	100	147	186	117	118	135	153	141	75	1379
Domestic Adopted	29	25	24	63	39	41	41	52	38	49	45	23	469
Domestic Returned	40	21	36	27	54	48	42	35	40	40	46	30	459
Domestic Euthanized	11	6	20	19	31	93	45	36	42	69	51	19	442
Euthanize-Owner Turn In	6	8	12	6	16	24	13	12	27	30	28	26	208
Domestic Humane Rescue	5	13	0	5	10	12	2	4	11	3	11	5	81
Owner Permission to Euthanize After Bite	3	1	1	1	1	1	3	1	0	0	0	1	13



Calls for Service



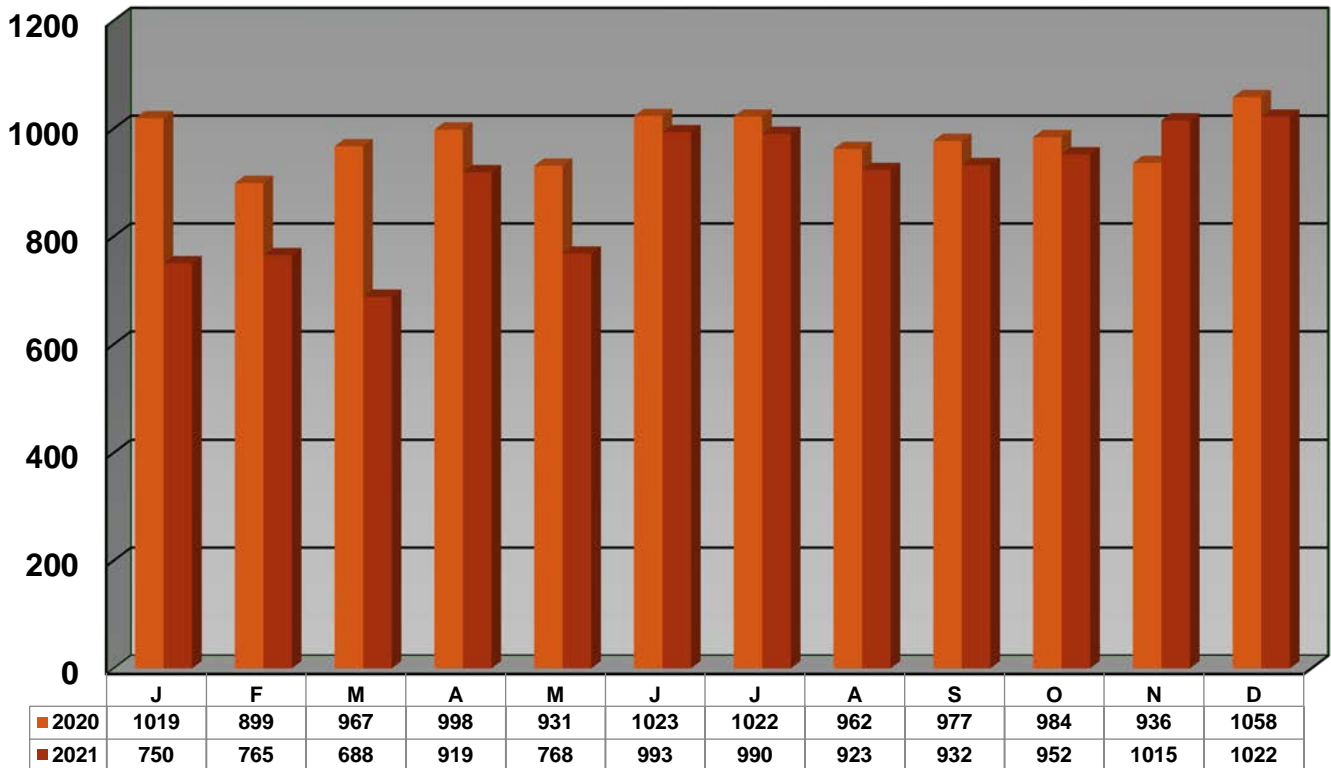
The chart above compares calls for service from 2020 to 2021, reflecting an 11.3% decrease for 2021 from 2020. Calls are generated by either citizens or the Police Department when requesting assistance to capture an animal, rescue an injured animal, investigate animal attacks and bites, or any other calls for service pertaining to animals. After regular work hours, calls for assistance for Animal Control are received through the Police Department.

Total calls for service in 2021 were 5203 compared to 2020, when 5869 were received. The continued decrease in calls for service from 2019 may be attributed to the COVID-19 pandemic. The month of February had the fewest calls for service. The reduction in calls for February may be attributed to Winter Storm Uri.





Hours Worked

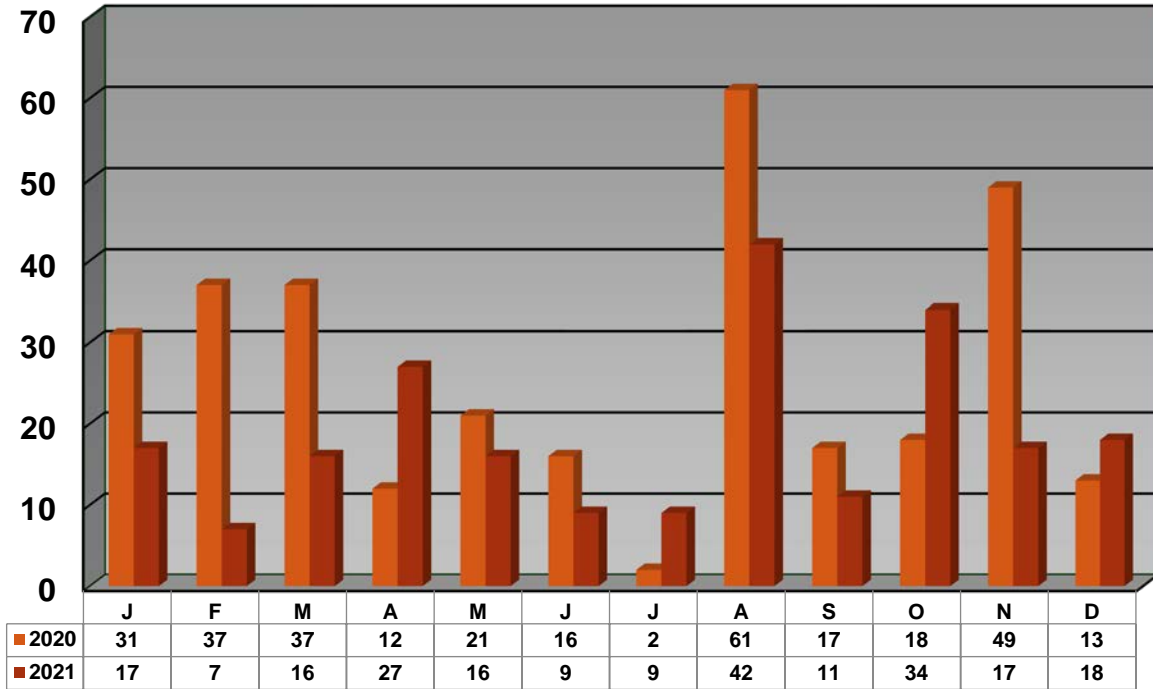


Animal Control Officers typically work a 40-hour week but are subject to a 24-hour on-call status to perform duties after regular business hours. The chart above compares hours worked for 2020 and 2021, reflecting an 8.99% decrease in total hours worked by Animal Control personnel. The reduction in after-hours calls, and proactive time management, allowed for decreased overall hours worked by staff.





Citations Issued



A decrease of 28.9% in the number of citations issued is reflected when comparing 2021 to 2020. In 2021, there were 223 citations issued compared to 314 citations issued in 2020. August saw the most citations issued and February the fewest. Winter Storm Uri hit for a week in February. The State of Texas essentially shut down, and people stayed at home caring for their animals. This was an extreme weather event that forced animals inside homes.




Positive Rabies Cases in Coryell County:

2021 total = 2
1 (bat), 1 (skunk)



Charges Filed

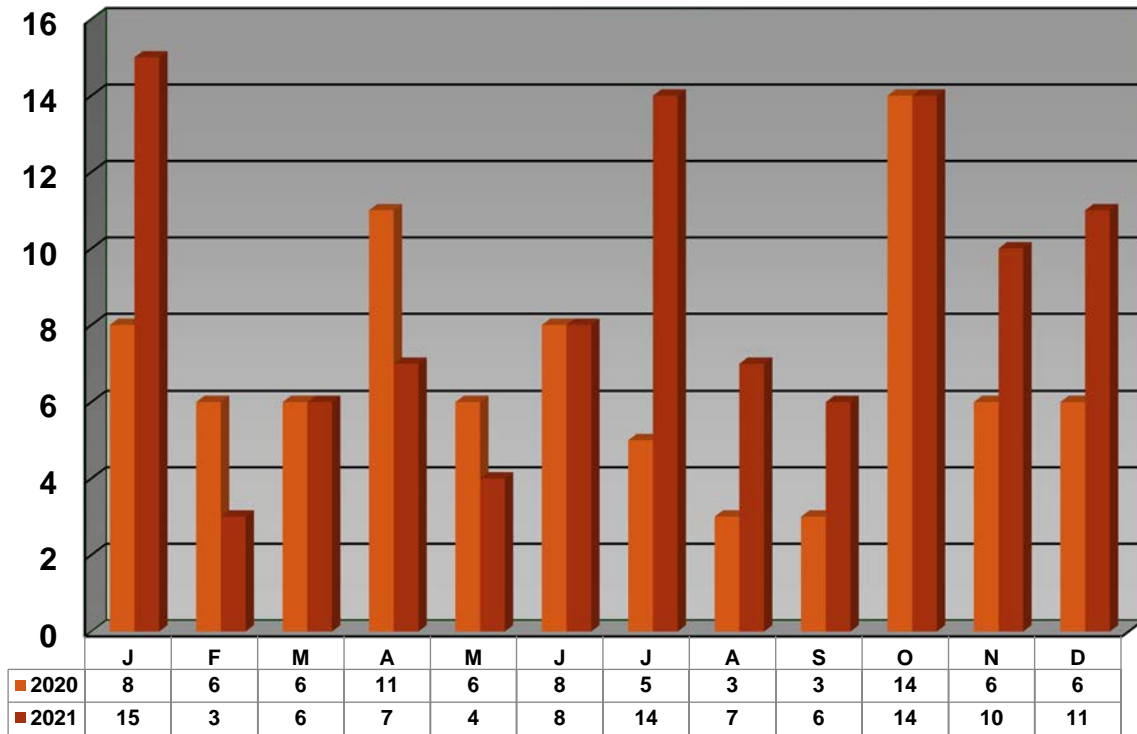
CITY ORDINANCES	TOTAL
Sec. 3-29 – No Collar and City License	31
Sec. 3-38 – Domestic Pet at Large	61
Sec. 3-43-1 – Failure to Microchip	21
Sec. 3-48 – No Rabies Vaccination	37
Sec. 3-49 – Vaccination of Impounded Animal	28
Sec. 3-10 – Outdoor Shelter Required	3
All Other Violations	6
Total City Ordinance Charges	187
HEALTH AND SAFETY CODE	TOTAL
828.002 – Fail to Sterilize Animal	36
Total Charges Filed	223
CITY ORDINANCE (ADMINISTRATIVE ORDER)	TOTAL
Sec. 3-72 – Dangerous Animal	10
Sec. 3-84 – Aggressive Animal	4



**“Be the person your dog thinks you are.”
C.J. Frick (Author)**



Incident Reports



One hundred five total incident reports were taken in 2021, reflecting a 28% increase over 2020 when 82 reports were taken. The rise in reports may be attributed to people staying at home in 2020 due to the COVID-19 Pandemic.

Incident reports are always filed for animal attacks and bites, and cat scratches when there is a potential for rabies. Reports are also taken for public nuisances, animal cruelty, and other cases deemed necessary by the Animal Control Department.





Department Budget

BUDGET EXPENSES	2019 - 2020	2020 - 2021
Salaries & Benefits	\$270,368	\$282,949
Supplies & Materials	23,025	22,465
Maintenance & Repair	5,425	5,425
Contractual Services	14,824	15,179
Designated Expenses	2,000	2,000
Capital Outlay	0	0
Total	\$315,642	\$328,018

