

Copperas Cove Police Department



Bias-Based Policing Report 2020

Eddie Wilson
Chief of Police
302 East Avenue E
Copperas Cove, Texas 76522

Racial Profiling Report

Agency Name: Copperas Cove Police Department **Reporting Date:** 02/11/2021
Chief Administrator: Eddie Wilson **TCOLE Agency Number:** 099201

Agency Contact Information:

Mailing Address: **Phone:** **Email:**
302 East Avenue E 254-547-8222 ewilson@copperascovetx.gov
Copperas Cove, Texas 76522

By submitting, the chief administrator affirms that the agency has a policy in place in accordance with Texas Code of Criminal Procedure §2.132, and that the policy:

- (1) clearly defines acts constituting racial profiling;
- (2) strictly prohibits peace officers employed by the agency from engaging in racial profiling;
- (3) implements a process by which an individual may file a complaint with the agency if the individual believes that a peace officer employed by the agency has engaged in racial profiling with respect to the individual;
- (4) provides public education relating to the agency's compliment and complaint process, including providing the telephone number, mailing address, and email address to make a compliment or complaint with respect to each ticket, citation, or warning issued by a peace officer;
- (5) requires appropriate corrective action to be taken against a peace officer employed by the agency who, after an investigation, is shown to have engaged in racial profiling in violation of the agency's policy adopted under this article;
- (6) requires collection of information relating to motor vehicle stops in which a ticket, citation, or warning is issued and to arrests made as a result of those stops, including information relating to:
 - (A) the race or ethnicity of the individual detained;
 - (B) whether a search was conducted and, if so, whether the individual detained consented to the search;
 - (C) whether the peace officer knew the race or ethnicity of the individual detained before detaining that individual; and
 - (D) whether the peace officer used physical force that resulted in bodily injury, as that term is defined by Section 1.07, Penal Code, during the stop;
 - (E) the location of the stop; and
 - (F) the reason for the stop; and
- (7) requires the chief administrator of the agency, regardless of whether the administrator is elected, employed, or appointed, to submit an annual report of the information collected under Subdivision (6) to:
 - (A) the Texas Commission on Law Enforcement; and
 - (B) the governing body of each county or municipality served by the agency, if the agency is an agency of a county, municipality, or other political subdivision of the state.

Executed by: Eddie Wilson, Chief of Police

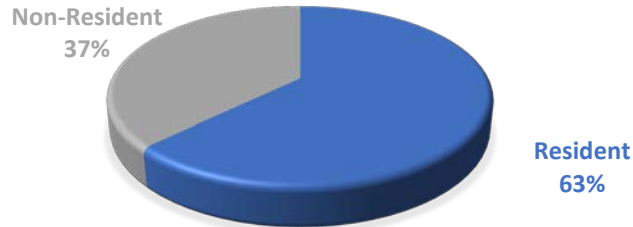
Date: 02/11/2021

Copperas Cove Police Department Motor Vehicle Racial Profiling Information

TOTAL STOPS: 8,029

5,040 (Residents)

2,989 (Non-Residents)



Location of Stop

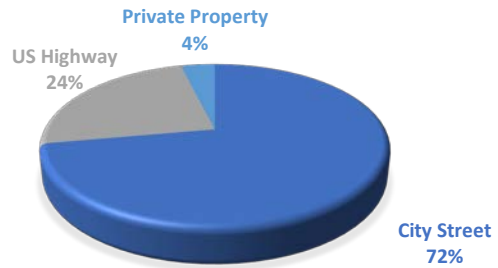
City Street: 5,786

US Highway: 1,924

State Highway: 0

County Road: 12

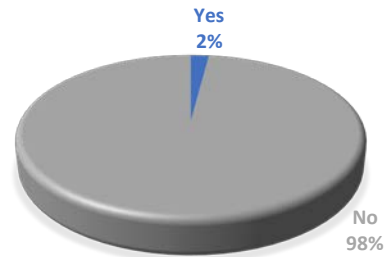
Private Property or Other: 307



Was Race or Ethnicity known prior to Stop

Yes: 162

No: 7,867



Race or Ethnicity

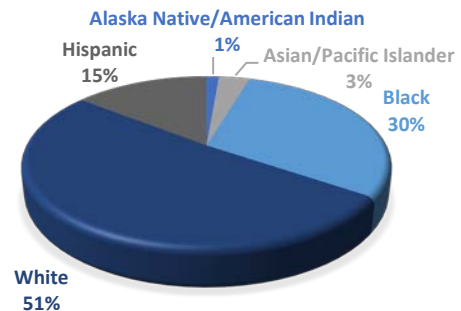
Alaska Native/American Indian: 106

Asian/Pacific Islander: 265

Black: 2,399

White: 4,104

Hispanic/Latino: 1,155



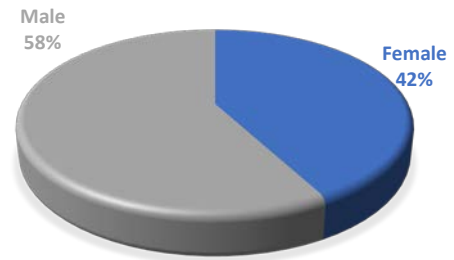
Gender

Female: 3,382

- Alaska Native/American Indian: 44 (1.3%)
- Asian/Pacific Islander: 111 (3.3%)
- Black: 994 (29.4%)
- White: 1,790 (52.9%)
- Hispanic/Latino: 443 (13.1%)

Male: 4,647

- Alaska Native/American Indian: 62 (1.3%)
- Asian/Pacific Islander: 154 (3.3%)
- Black: 1,405 (30.2%)
- White: 2,314 (49.8%)
- Hispanic/Latino: 712 (15.3%)



Reason for Stop

Violation of law: 257

- Alaska Native/American Indian: 3 (1.2%)
- Asian/Pacific Islander: 10 (3.9%)
- Black: 66 (25.7%)
- White: 144 (56.0%)
- Hispanic/Latino: 34 (13.2%)

Pre-Existing knowledge: 15

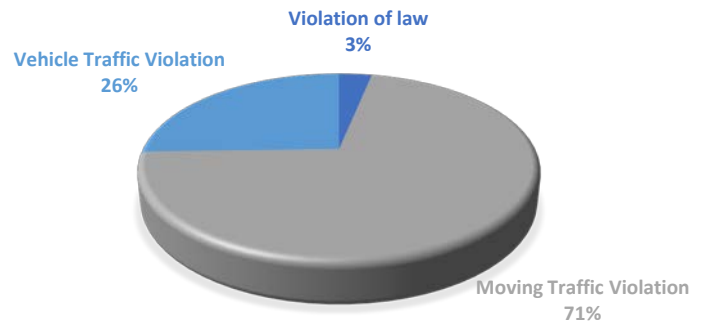
- Alaska Native/American Indian: 0
- Asian/Pacific Islander: 0
- Black: 4 (26.7%)
- White: 8 (53.3%)
- Hispanic/Latino: 3 (20.0%)

Moving Traffic Violation: 5,716

- Alaska Native/American Indian: 75 (1.3%)
- Asian/Pacific Islander: 185 (3.2%)
- Black: 1,647 (28.8%)
- White: 2,956 (51.7%)
- Hispanic/Latino: 853 (14.9%)

Vehicle Traffic Violation: 2,041

- Alaska Native/American Indian: 28 (1.4%)
- Asian/Pacific Islander: 70 (3.4%)
- Black: 682 (33.4%)
- White: 996 (48.8%)
- Hispanic/Latino: 265 (13.0%)



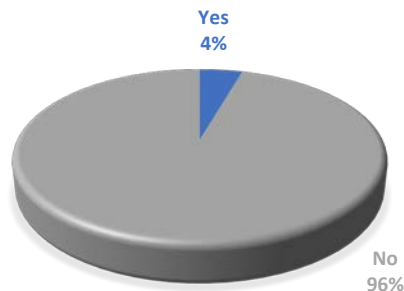
Was a Search Conducted

Yes: 358

- Alaska Native/American Indian: 3 (0.8%)
- Asian/Pacific Islander: 9 (2.5%)
- Black: 152 (42.5%)
- White: 155 (43.3%)
- Hispanic/Latino: 39 (10.9%)

No: 7,671

- Alaska Native/American Indian: 103 (1.3%)
- Asian/Pacific Islander: 256 (3.3%)
- Black: 2,247 (29.3%)
- White: 3,949 (51.5%)
- Hispanic/Latino: 1,116 (14.6%)



Reason for Search

Consent: 139

- Alaska Native/American Indian: 2 (1.4%)
- Asian/Pacific Islander: 4 (2.9%)
- Black: 40 (28.8%)
- White: 80 (57.6%)
- Hispanic/Latino: 13 (9.4%)

Contraband: 6

- Alaska Native/American Indian: 0
- Asian/Pacific Islander: 0
- Black: 5 (83.3%)
- White: 1 (16.7%)
- Hispanic/Latino: 0

Probable cause: 192

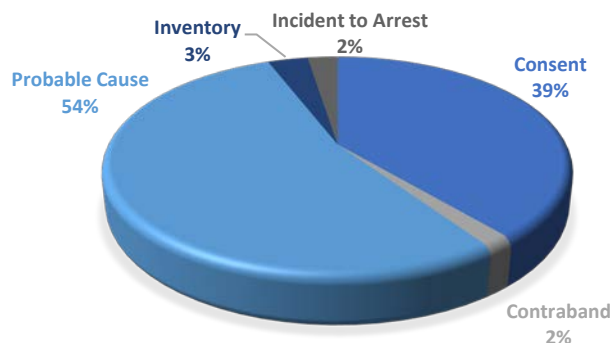
- Alaska Native/American Indian: 1 (0.5%)
- Asian/Pacific Islander: 5 (2.6%)
- Black: 100 (52.1%)
- White: 63 (32.8%)
- Hispanic/Latino: 23 (12.0%)

Inventory: 12

- Alaska Native/American Indian: 0
- Asian/Pacific Islander: 0
- Black: 3 (25.0%)
- White: 6 (50.0%)
- Hispanic/Latino: 3 (25.0%)

Incident to arrest: 9

- Alaska Native/American Indian: 0
- Asian/Pacific Islander: 0
- Black: 4 (44.4%)
- White: 5 (55.6%)
- Hispanic/Latino: 0



Was Contraband Discovered

Yes: 139

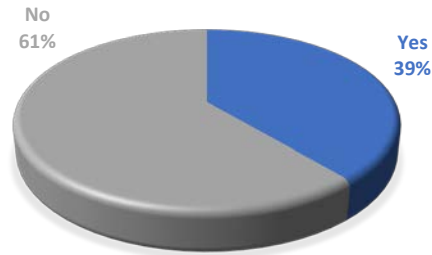
- Alaska Native/American Indian: 1 (0.7%)
- Asian/Pacific Islander: 4 (2.9%)
- Black: 62 (44.6%)
- White: 53 (38.1%)
- Hispanic/Latino: 19 (13.7%)

No: 219

- Alaska Native/American Indian: 2 (0.9%)
- Asian/Pacific Islander: 5 (2.3%)
- Black: 90 (41.1%)
- White: 102 (46.6%)
- Hispanic/Latino: 20 (9.1%)

Did the Finding Result in Arrest

- | | |
|-----------------|----------------|
| Yes: 0 | No: 1 (100.0%) |
| Yes: 3 (75.0%) | No: 1 (25.0%) |
| Yes: 34 (54.8%) | No: 28 (45.2%) |
| Yes: 24 (45.3%) | No: 29 (54.7%) |
| Yes: 12 (63.2%) | No: 7 (36.8%) |



Description of Contraband

Drugs: 119

- Alaska Native/American Indian: 1 (0.8%)
- Asian/Pacific Islander: 4 (3.4%)
- Black: 53 (44.5%)
- White: 44 (37.0%)
- Hispanic/Latino: 17 (14.3%)

Currency: 1

- Alaska Native/American Indian: 0
- Asian/Pacific Islander: 0
- Black: 1 (100.0%)
- White: 0
- Hispanic/Latino: 0

Weapons: 5

- Alaska Native/American Indian: 0
- Asian/Pacific Islander: 0
- Black: 2 (40.0%)
- White: 3 (60.0%)
- Hispanic/Latino: 0

Alcohol: 7

- Alaska Native/American Indian: 0
- Asian/Pacific Islander: 0
- Black: 3 (42.9%)
- White: 3 (42.9%)
- Hispanic/Latino: 1 (14.2%)

Stolen Property: 1

- Alaska Native/American Indian: 0
- Asian/Pacific Islander: 0



- Black: 1 (100.0%)
- White: 0
- Hispanic/Latino: 0

Other: 6

- Alaska Native/American Indian: 0
- Asian/Pacific Islander: 0
- Black: 2 (33.3%)
- White: 3 (50.0%)
- Hispanic/Latino: 1 (16.7%)

Result of Stop

Verbal warning: 2,285

- Alaska Native/American Indian: 21 (0.9%)
- Asian/Pacific Islander: 93 (4.1%)
- Black: 664 (29.1%)
- White: 1,191 (52.1%)
- Hispanic/Latino: 316 (13.8%)

Written warning: 1,983

- Alaska Native/American Indian: 30 (1.5%)
- Asian/Pacific Islander: 59 (3.0%)
- Black: 599 (30.2%)
- White: 1,026 (51.7%)
- Hispanic/Latino: 269 (13.6%)

Citation: 3,651

- Alaska Native/American Indian: 54 (1.5%)
- Asian/Pacific Islander: 110 (3.0%)
- Black: 1,095 (30.0%)
- White: 1,836 (50.3%)
- Hispanic/Latino: 556 (15.2%)

Written warning and arrest: 28

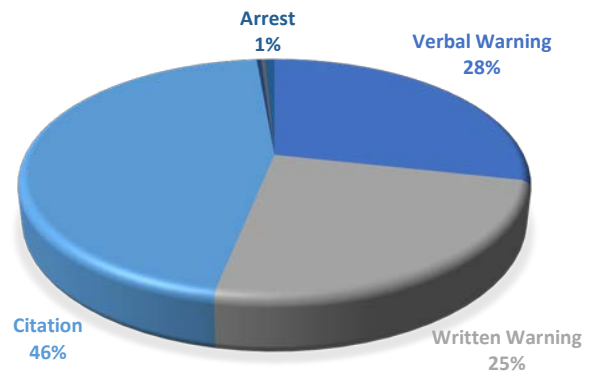
- Alaska Native/American Indian: 0
- Asian/Pacific Islander: 0
- Black: 13 (46.4%)
- White: 12 (42.9%)
- Hispanic/Latino: 3 (10.7%)

Citation and arrest: 24

- Alaska Native/American Indian: 0
- Asian/Pacific Islander: 3 (12.5%)
- Black: 11 (45.8%)
- White: 7 (29.2%)
- Hispanic/Latino: 3 (12.5%)

Arrest: 58

- Alaska Native/American Indian: 1 (1.7%)
- Asian/Pacific Islander: 0
- Black: 17 (29.3%)



- White: 32 (55.2%)
- Hispanic/Latino: 8 (13.8%)

Arrest Based On

Violation of Penal Code: 68

- Alaska Native/American Indian: 0
- Asian/Pacific Islander: 2 (2.9%)
- Black: 28 (41.2%)
- White: 30 (44.1%)
- Hispanic/Latino: 8 (11.8%)

Violation of Traffic Law: 2

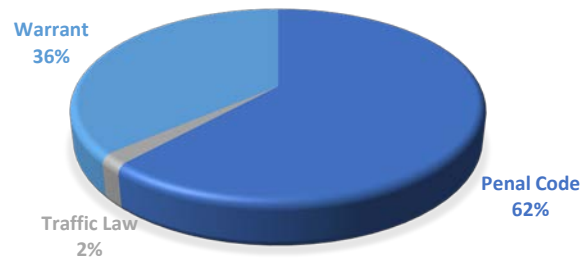
- Alaska Native/American Indian: 0
- Asian/Pacific Islander: 1 (50.0%)
- Black: 0
- White: 1 (50.0%)
- Hispanic/Latino: 0

Violation of City Ordinance: 0

- Alaska Native/American Indian: 0
- Asian/Pacific Islander: 0
- Black: 0
- White: 0
- Hispanic/Latino: 0

Outstanding warrant: 40

- Alaska Native/American Indian: 1 (2.5%)
- Asian/Pacific Islander: 0
- Black: 13 (32.5%)
- White: 20 (50.0%)
- Hispanic/Latino: 6 (15.0%)



Was Physical Force Resulting in Bodily Injury Used

Yes: 2 (0.02%)

- Alaska Native/American Indian: 0
- Asian/Pacific Islander: 0
- Black: 0
- White: 1 (50.0%)
- Hispanic/Latino: 1 (50.0%)

No: 8,027 (99.98%)

- Alaska Native/American Indian: 106 (1.3%)
- Asian/Pacific Islander: 265 (3.3%)
- Black: 2,399 (29.9%)
- White: 4,103 (51.1%)
- Hispanic/Latino: 1,154 (14.4%)

Number of Complaints of Racial Profiling

Total: 0

Resulted in disciplinary action: 0

Did not result in disciplinary action: 0

Submitted electronically to the



The Texas Commission on Law Enforcement