

Copperas Cove Police Department



Bias-Based Policing Report 2021

Eddie Wilson
Chief of Police
302 East Avenue E
Copperas Cove, Texas 76522

Bias-Based Policing Report

Agency Name: Copperas Cove Police Department **Reporting Date:** 02/23/2022
Chief Administrator: Eddie Wilson **TCOLE Agency Number:** 099201

Agency Contact Information:

Mailing Address: **Phone:** **Email:**
302 East Avenue E 254-547-8222 ewilson@copperascovetx.gov
Copperas Cove, Texas 76522

By submitting, the chief administrator affirms that the agency has a policy in place in accordance with Texas Code of Criminal Procedure §2.132, and that the policy:

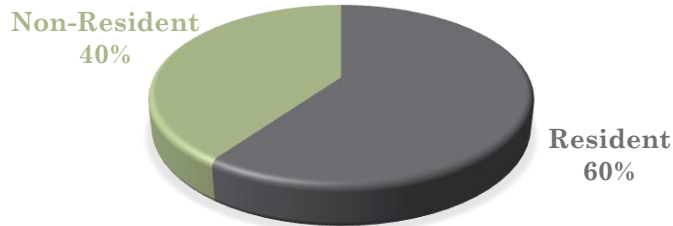
- (1) clearly defines acts constituting racial profiling;
- (2) strictly prohibits peace officers employed by the agency from engaging in racial profiling;
- (3) implements a process by which an individual may file a complaint with the agency if the individual believes that a peace officer employed by the agency has engaged in racial profiling with respect to the individual;
- (4) provides public education relating to the agency's compliment and complaint process, including providing the telephone number, mailing address, and email address to make a compliment or complaint with respect to each ticket, citation, or warning issued by a peace officer;
- (5) requires appropriate corrective action to be taken against a peace officer employed by the agency who, after an investigation, is shown to have engaged in racial profiling in violation of the agency's policy adopted under this article;
- (6) requires collection of information relating to motor vehicle stops in which a ticket, citation, or warning is issued and to arrests made as a result of those stops, including information relating to:
 - (A) the race or ethnicity of the individual detained;
 - (B) whether a search was conducted and, if so, whether the individual detained consented to the search;
 - (C) whether the peace officer knew the race or ethnicity of the individual detained before detaining that individual; and
 - (D) whether the peace officer used physical force that resulted in bodily injury, as that term is defined by Section 1.07, Penal Code, during the stop;
 - (E) the location of the stop; and
 - (F) the reason for the stop; and
- (7) requires the chief administrator of the agency, regardless of whether the administrator is elected, employed, or appointed, to submit an annual report of the information collected under Subdivision (6) to:
 - (A) the Texas Commission on Law Enforcement; and
 - (B) the governing body of each county or municipality served by the agency, if the agency is an agency of a county, municipality, or other political subdivision of the state.

Executed by: Eddie Wilson, Chief of Police

Date: 02/23/2022

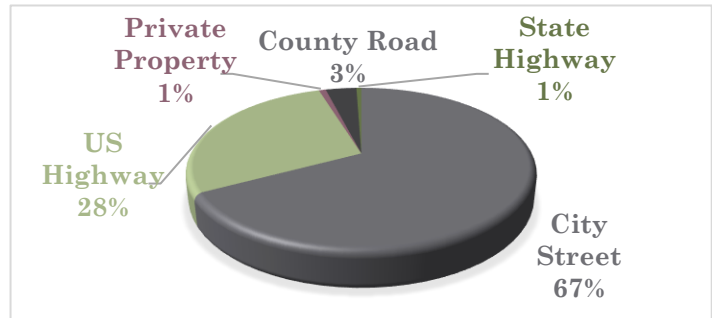
Copperas Cove Police Department Motor Vehicle Bias-Based Policing Information

TOTAL STOPS: 9,726
5,822 (Residents)
3,904 (Non-Residents)



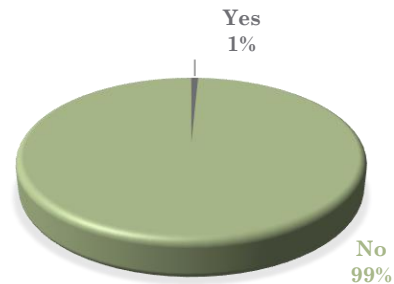
Location of Stop

City Street: 6,541
US Highway: 2,719
State Highway: 54
County Road: 336
Private Property or Other: 76



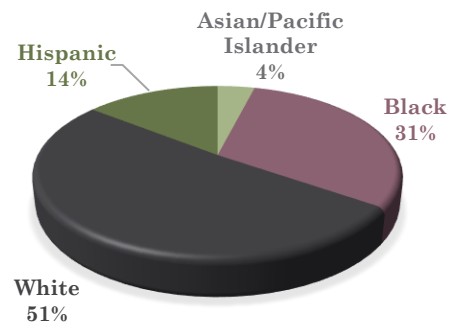
Was Race or Ethnicity known prior to Stop

Yes: 74
No: 9,652



Race or Ethnicity

Alaska Native/American Indian: 42
Asian/Pacific Islander: 382
Black: 2,974
White: 4,938
Hispanic/Latino: 1,390



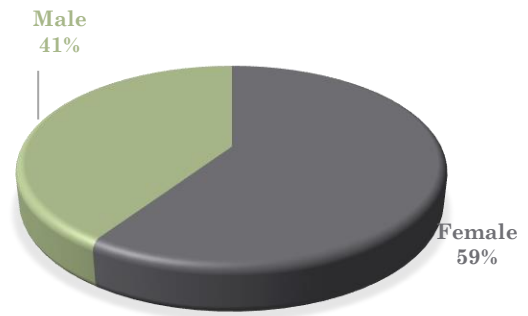
Gender

Female: 5,775

- Alaska Native/American Indian: 25 (0.4%)
- Asian/Pacific Islander: 204 (3.5%)
- Black: 1,802 (31.2%)
- White: 2,880 (49.9%)
- Hispanic/Latino: 864 (15%)

Male: 3,951

- Alaska Native/American Indian: 17 (0.4%)
- Asian/Pacific Islander: 178 (4.5%)
- Black: 1,172 (29.7%)
- White: 2,058 (52.1%)
- Hispanic/Latino: 526 (13.3%)



Reason for Stop

Violation of Law: 211

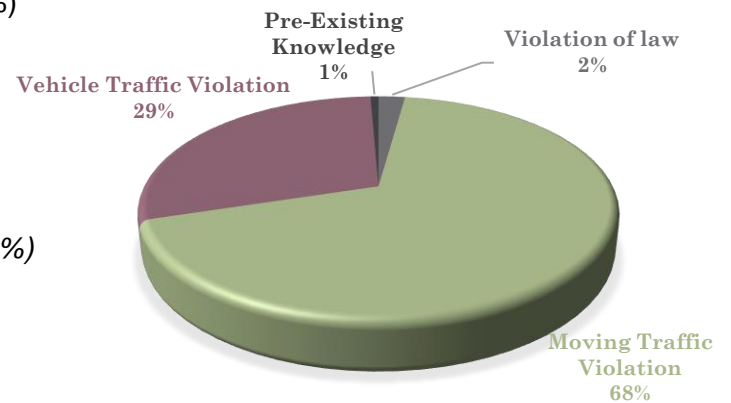
- Alaska Native/American Indian: 0
- Asian/Pacific Islander: 7 (3.3%)
- Black: 52 (24.7%)
- White: 123 (58.3%)
- Hispanic/Latino: 29 (13.7%)

Pre-Existing Knowledge: 64

- Alaska Native/American Indian: 1 (1.5%)
- Asian/Pacific Islander: 0
- Black: 19 (29.7%)
- White: 44 (68.8%)
- Hispanic/Latino: 0

Moving Traffic Violation: 6,615

- Alaska Native/American Indian: 32 (0.5%)
- Asian/Pacific Islander: 288 (4.4%)
- Black: 1,998 (30.2%)
- White: 3,289 (49.7%)
- Hispanic/Latino: 1,008 (15.20%)



Vehicle Traffic Violation: 2,836

- Alaska Native/American Indian: 9 (0.3%)
- Asian/Pacific Islander: 87 (3.1%)
- Black: 905 (31.9%)
- White: 1,482 (52.3%)
- Hispanic/Latino: 353 (12.4%)

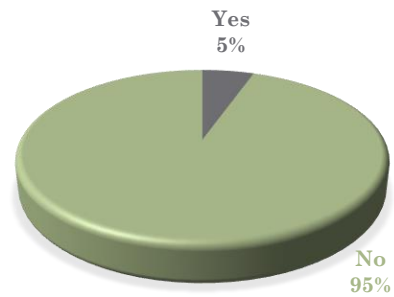
Was a Search Conducted

Yes: 529

- Alaska Native/American Indian: 1 (0.2%)
- Asian/Pacific Islander: 7 (1.3%)
- Black: 227 (43.0%)
- White: 233 (44.0%)
- Hispanic/Latino: 61 (11.5%)

No: 9,197

- Alaska Native/American Indian: 41 (0.40%)
- Asian/Pacific Islander: 375 (4.1%)
- Black: 2,747 (29.9%)
- White: 4,705 (51.2%)
- Hispanic/Latino: 1,329 (14.4%)



Reason for Search

Consent: 161

- Alaska Native/American Indian: 1 (0.6%)
- Asian/Pacific Islander: 3 (2.0%)
- Black: 48 (30.0%)
- White: 89 (55.0%)
- Hispanic/Latino: 20 (12.4%)

Contraband: 28

- Alaska Native/American Indian: 0
- Asian/Pacific Islander: 1 (3.6%)
- Black: 16 (57.10%)
- White: 8 (28.6%)
- Hispanic/Latino: 3 (10.7%)

Probable Cause: 287

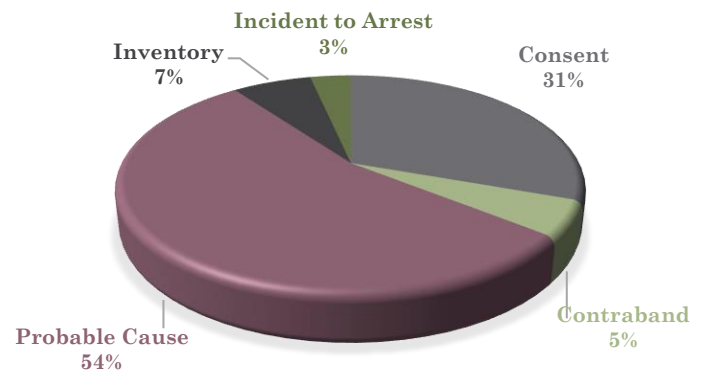
- Alaska Native/American Indian: 0
- Asian/Pacific Islander: 1 (0.4%)
- Black: 146 (50.9%)
- White: 110 (38.3%)
- Hispanic/Latino: 30 (10.4%)

Inventory: 35

- Alaska Native/American Indian: 0
- Asian/Pacific Islander: 2 (5.7%)
- Black: 12 (34.3%)
- White: 16 (45.7%)
- Hispanic/Latino: 5 (14.3%)

Incident to Arrest: 18

- Alaska Native/American Indian: 0
- Asian/Pacific Islander: 0
- Black: 5 (27.8%)
- White: 10 (55.5%)
- Hispanic/Latino: 3 (16.7%)



Was Contraband Discovered

Yes: 247

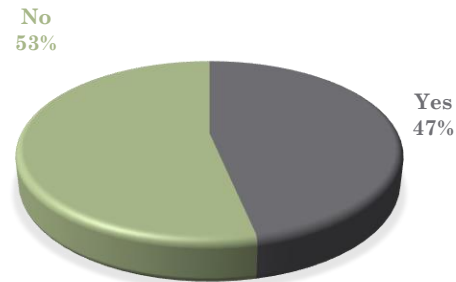
- Alaska Native/American Indian: 0
- Asian/Pacific Islander: 7 (2.9%)
- Black: 111 (44.9%)
- White: 103 (41.7%)
- Hispanic/Latino: 26 (10.5%)

No: 282

- Alaska Native/American Indian: 1 (0.4%)
- Asian/Pacific Islander: 0
- Black: 116 (41.1%)
- White: 130 (46.1%)
- Hispanic/Latino: 35 (12.4%)

Did the Finding Result in Arrest

Yes: 0	No: 0
Yes: 2 (28.6%)	No: 5 (71.4%)
Yes: 69 (62.2%)	No: 42 (37.8%)
Yes: 61 (59.2%)	No: 42 (40.8%)
Yes: 18 (69.2%)	No: 8 (30.8%)



Description of Contraband

Drugs: 185

- Alaska Native/American Indian: 0
- Asian/Pacific Islander: 2 (1.1%)
- Black: 88 (47.6%)
- White: 74 (40.0%)
- Hispanic/Latino: 21 (11.3%)

Currency: 0

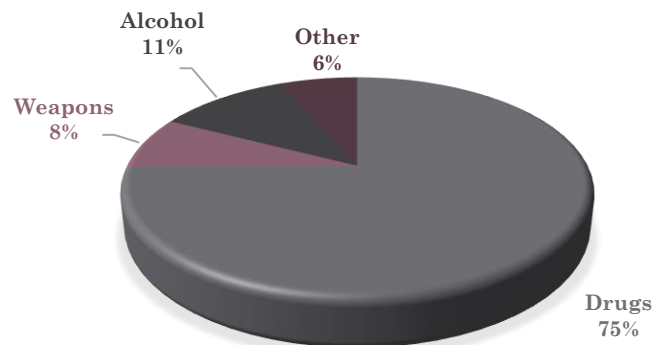
- Alaska Native/American Indian: 0
- Asian/Pacific Islander: 0
- Black: 0
- White: 0
- Hispanic/Latino: 0

Weapons: 19

- Alaska Native/American Indian: 0
- Asian/Pacific Islander: 0
- Black: 12 (63.1%)
- White: 6 (31.6%)
- Hispanic/Latino: 1 (5.3%)

Alcohol: 27

- Alaska Native/American Indian: 0
- Asian/Pacific Islander: 5 (18.5%)
- Black: 6 (22.2%)
- White: 13 (48.2%)
- Hispanic/Latino: 3 (11.1%)



Stolen Property: 0

- Alaska Native/American Indian: 0
- Asian/Pacific Islander: 0
- Black: 0
- White: 0
- Hispanic/Latino: 0

Other: 16

- Alaska Native/American Indian: 0
- Asian/Pacific Islander: 0
- Black: 5 (31.2%)
- White: 10 (62.5%)
- Hispanic/Latino: 1 (6.3%)

Result of Stop

Verbal Warning: 5,247

- Alaska Native/American Indian: 18 (0.3%)
- Asian/Pacific Islander: 215 (4.1%)
- Black: 1,620 (30.9%)
- White: 2,700 (51.5%)
- Hispanic/Latino: 694 (13.2%)

Written Warning: 888

- Alaska Native/American Indian: 5 (0.6%)
- Asian/Pacific Islander: 35 (3.9%)
- Black: 223 (25.1%)
- White: 492 (55.4%)
- Hispanic/Latino: 133 (15%)

Citation: 3,297

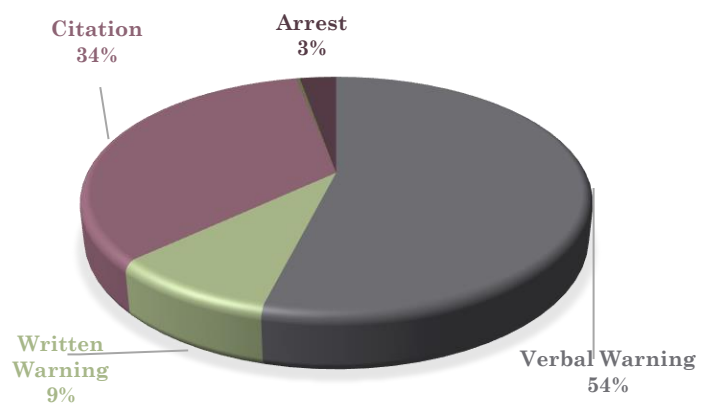
- Alaska Native/American Indian: 19 (0.6%)
- Asian/Pacific Islander: 128 (3.9%)
- Black: 1,008 (30.6%)
- White: 1,606 (48.7%)
- Hispanic/Latino: 536 (16.2%)

Written Warning and Arrest: 1

- Alaska Native/American Indian: 0
- Asian/Pacific Islander: 0
- Black: 0
- White: 1 (100%)
- Hispanic/Latino: 0

Citation and Arrest: 20

- Alaska Native/American Indian: 0
- Asian/Pacific Islander: 0
- Black: 7 (35%)
- White: 10 (50%)
- Hispanic/Latino: 3 (15%)



Arrest: 273

- Alaska Native/American Indian: 0
- Asian/Pacific Islander: 4 (1.5%)
- Black: 116 (42.5%)
- White: 129 (47.2%)
- Hispanic/Latino: 24 (8.8%)

Arrest Based On

Violation of Penal Code: 150

- Alaska Native/American Indian: 0
- Asian/Pacific Islander: 2 (1.3%)
- Black: 69 (46%)
- White: 61 (40.7%)
- Hispanic/Latino: 18 (12%)

Violation of Traffic Law: 23

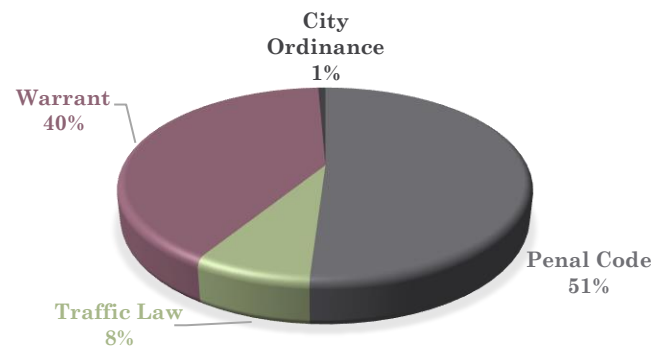
- Alaska Native/American Indian: 0
- Asian/Pacific Islander: 1 (4.4%)
- Black: 7 (30.4%)
- White: 13 (56.5%)
- Hispanic/Latino: 2 (8.7%)

Violation of City Ordinance: 2

- Alaska Native/American Indian: 0
- Asian/Pacific Islander: 0
- Black: 0
- White: 2 (100%)
- Hispanic/Latino: 0

Outstanding Warrant: 119

- Alaska Native/American Indian: 0
- Asian/Pacific Islander: 1 (0.8%)
- Black: 47 (39.5%)
- White: 64 (53.8%)
- Hispanic/Latino: 7 (5.9%)



Was Physical Force Resulting in Bodily Injury Used

Yes: 14 (0.14%)

- Alaska Native/American Indian: 0
- Asian/Pacific Islander: 0
- Black: 6 (42.9%)
- White: 5 (35.7%)
- Hispanic/Latino: 3 (21.4%)

No: 9,712 (99.86%)

- Alaska Native/American Indian: 42 (0.4%)
- Asian/Pacific Islander: 382 (3.9%)
- Black: 2,968 (30.6%)
- White: 4,933 (50.8%)
- Hispanic/Latino: 1,387 (14.3%)

Number of Complaints of Bias-Based Policing

Total: 0

Resulted in disciplinary action: 0

Did not result in disciplinary action: 0

Submitted electronically to the



The Texas Commission on Law Enforcement