

# Copperas Cove Police Department



## Bias-Based Policing Report 2022



**Eddie Wilson**  
**Chief of Police**  
**302 East Avenue E**  
**Copperas Cove, Texas 76522**

# Racial Profiling Report

**Agency Name:** Copperas Cove Police Department

**Reporting Date:** 02/21/2023

**Chief Administrator:** Eddie Wilson

**TCOLE Agency Number:** 099201

## Agency Contact Information:

**Mailing Address:**

302 East Avenue E  
Copperas Cove, Texas 76522

**Phone:**

254-547-8222

**Email:**

ewilson@copperascovetx.gov

By submitting, the chief administrator affirms that the agency has a policy in place in accordance with Texas Code of Criminal Procedure §2.132, and that the policy:

- (1) clearly defines acts constituting racial profiling;
- (2) strictly prohibits peace officers employed by the agency from engaging in racial profiling;
- (3) implements a process by which an individual may file a complaint with the agency if the individual believes that a peace officer employed by the agency has engaged in racial profiling with respect to the individual;
- (4) provides public education relating to the agency's compliment and complaint process, including providing the telephone number, mailing address, and email address to make a compliment or complaint with respect to each ticket, citation, or warning issued by a peace officer;
- (5) requires appropriate corrective action to be taken against a peace officer employed by the agency who, after an investigation, is shown to have engaged in racial profiling in violation of the agency's policy adopted under this article;
- (6) requires collection of information relating to motor vehicle stops in which a ticket, citation, or warning is issued and to arrests made as a result of those stops, including information relating to:
  - (A) the race or ethnicity of the individual detained;
  - (B) whether a search was conducted and, if so, whether the individual detained consented to the search;
  - (C) whether the peace officer knew the race or ethnicity of the individual detained before detaining that individual; and
  - (D) whether the peace officer used physical force that resulted in bodily injury, as that term is defined by Section 1.07, Penal Code, during the stop;
  - (E) the location of the stop; and
  - (F) the reason for the stop; and
- (7) requires the chief administrator of the agency, regardless of whether the administrator is elected, employed, or appointed, to submit an annual report of the information collected under Subdivision (6) to:
  - (A) the Texas Commission on Law Enforcement; and
  - (B) the governing body of each county or municipality served by the agency, if the agency is an agency of a county, municipality, or other political subdivision of the state.

**Executed by:** Eddie Wilson, Chief of Police

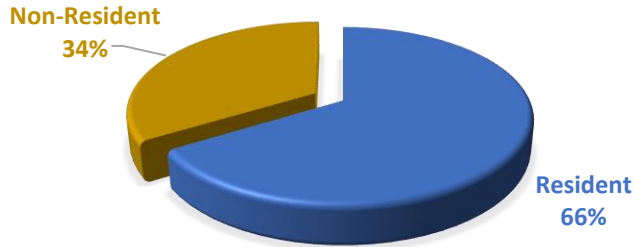
**Date:** 02/21/2023

## Copperas Cove Police Department Motor Vehicle Racial Profiling Information

**TOTAL STOPS: 6,593**

4,366 (Residents)

2,227 (Non-Residents)



### Location of Stop

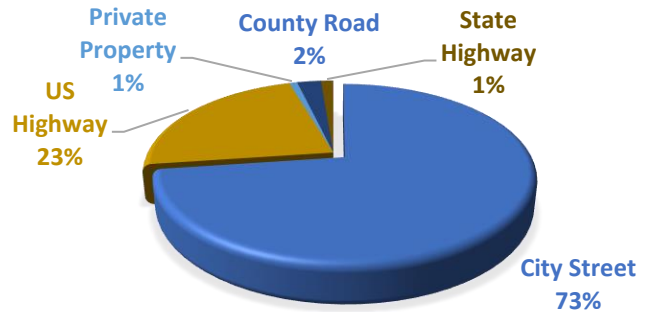
City Street: 4,802

US Highway: 1,492

State Highway: 83

County Road: 162

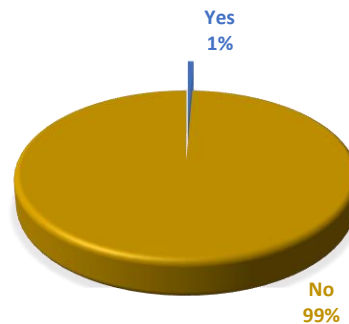
Private Property or Other: 54



### Was Race or Ethnicity known prior to Stop

Yes: 43

No: 6,550



### Race or Ethnicity

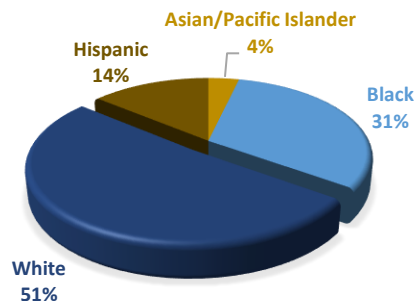
Alaska Native/American Indian: 21

Asian/Pacific Islander: 237

Black: 2,055

White: 3,359

Hispanic/Latino: 921



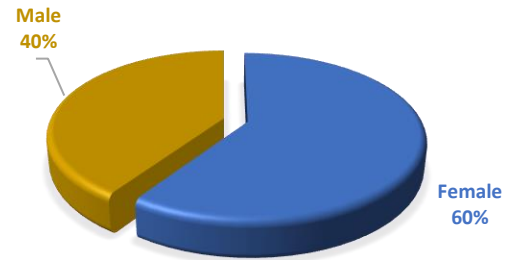
## **Gender**

Female: **3,932**

- Alaska Native/American Indian: 9 (0.14%)
- Asian/Pacific Islander: 131 (1.99%)
- Black: 1,249 (18.94%)
- White: 1,974 (29.93%)
- Hispanic/Latino: 569 (8.63%)

Male: **2,661**

- Alaska Native/American Indian: 12 (0.18%)
- Asian/Pacific Islander: 106 (1.61%)
- Black: 806 (12.23%)
- White: 1,385 (21.01%)
- Hispanic/Latino: 352 (5.34%)



## **Reason for Stop**

Violation of law: **147**

- Alaska Native/American Indian: 1 (0.68%)
- Asian/Pacific Islander: 4 (2.72%)
- Black: 35 (23.81%)
- White: 81 (55.1%)
- Hispanic/Latino: 26 (17.69%)

Pre-Existing knowledge: **44**

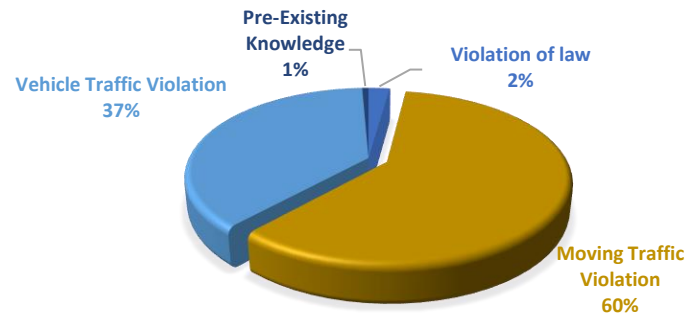
- Alaska Native/American Indian: 0
- Asian/Pacific Islander: 2 (4.55%)
- Black: 14 (31.82%)
- White: 21 (47.73%)
- Hispanic/Latino: 7 (15.9%)

Moving Traffic Violation: **3,930**

- Alaska Native/American Indian: 11 (0.28%)
- Asian/Pacific Islander: 146 (3.72%)
- Black: 1,231 (31.32%)
- White: 1,968 (50.08%)
- Hispanic/Latino: 574 (14.6%)

Vehicle Traffic Violation: **2,472**

- Alaska Native/American Indian: 9 (0.36%)
- Asian/Pacific Islander: 85 (3.44%)
- Black: 775 (31.36%)
- White: 1,289 (52.14%)
- Hispanic/Latino: 314 (12.7%)



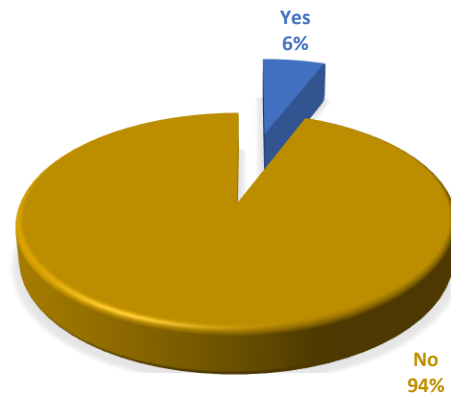
### Was a Search Conducted

Yes: **382**

- Alaska Native/American Indian: 0
- Asian/Pacific Islander: 11 (2.88%)
- Black: 142 (37.17%)
- White: 167 (43.72.0%)
- Hispanic/Latino: 62 (16.23%)

No: **6,211**

- Alaska Native/American Indian: 21 (0.34%)
- Asian/Pacific Islander: 226 (3.64%)
- Black: 1,913 (30.8%)
- White: 3,192 (51.39%)
- Hispanic/Latino: 859 (13.83%)



### Reason for Search

Consent: **123**

- Alaska Native/American Indian: 0
- Asian/Pacific Islander: 3 (2.44%)
- Black: 30 (24.39%)
- White: 67 (54.47%)
- Hispanic/Latino: 23 (18.7%)

Contraband: **22**

- Alaska Native/American Indian: 0
- Asian/Pacific Islander: 2 (9.09%)
- Black: 9 (40.91%)
- White: 8 (36.36%)
- Hispanic/Latino: 3 (13.64%)

Probable cause: **209**

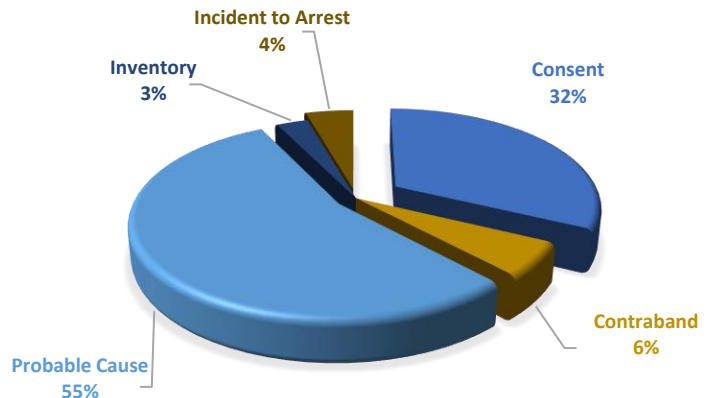
- Alaska Native/American Indian: 0
- Asian/Pacific Islander: 6 (2.87%)
- Black: 96 (45.93%)
- White: 75 (35.89%)
- Hispanic/Latino: 32 (15.31%)

Inventory: **11**

- Alaska Native/American Indian: 0
- Asian/Pacific Islander: 0
- Black: 1 (9.09%)
- White: 9 (81.82%)
- Hispanic/Latino: 1 (9.09%)

Incident to arrest: **17**

- Alaska Native/American Indian: 0
- Asian/Pacific Islander: 0
- Black: 6 (35.29%)
- White: 8 (47.06%)
- Hispanic/Latino: 3 (17.65%)



**Was Contraband Discovered**

Yes: **189**

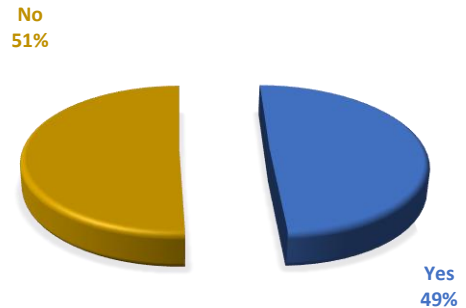
- Alaska Native/American Indian: 0
- Asian/Pacific Islander: 5 (2.65%)
- Black: 68 (35.98%)
- White: 83 (43.92%)
- Hispanic/Latino: 33 (17.45%)

No: **193**

- Alaska Native/American Indian: 0
- Asian/Pacific Islander: 6 (3.11%)
- Black: 74 (38.34%)
- White: 84 (43.52%)
- Hispanic/Latino: 29 (15.03%)

**Did the Finding Result in Arrest**

- |                  |                 |
|------------------|-----------------|
| Yes: 0           | No: 0           |
| Yes: 3 (60%)     | No: 2 (40%)     |
| Yes: 44 (64.71%) | No: 24 (35.29%) |
| Yes: 64 (77.11%) | No: 19 (22.89%) |
| Yes: 20 (60.61%) | No: 13 (39.39%) |



**Description of Contraband**

Drugs: **161**

- Alaska Native/American Indian: 0
- Asian/Pacific Islander: 5 (3.11%)
- Black: 57 (35.4%)
- White: 72 (44.72%)
- Hispanic/Latino: 27 (16.77%)

Currency: **0**

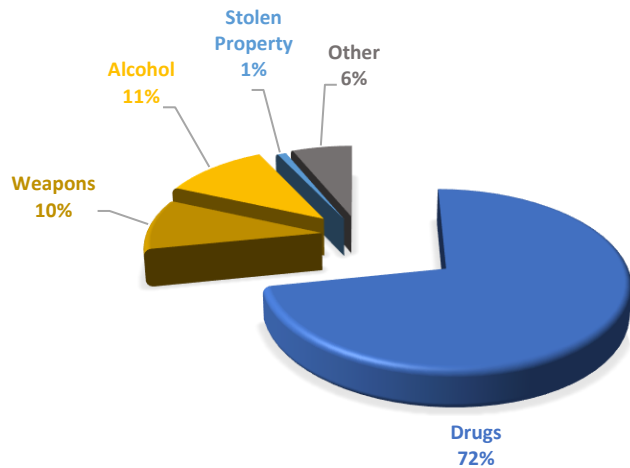
- Alaska Native/American Indian: 0
- Asian/Pacific Islander: 0
- Black: 0
- White: 0
- Hispanic/Latino: 0

Weapons: **22**

- Alaska Native/American Indian: 0
- Asian/Pacific Islander: 0
- Black: 13 (59.09%)
- White: 4 (18.18%)
- Hispanic/Latino: 5 (22.73%)

Alcohol: **25**

- Alaska Native/American Indian: 0
- Asian/Pacific Islander: 0
- Black: 6 (24%)
- White: 11 (44%)
- Hispanic/Latino: 8 (32%)



**Stolen Property: 2**

- Alaska Native/American Indian: 0
- Asian/Pacific Islander: 0
- Black: 1 (50%)
- White: 1 (50%)
- Hispanic/Latino: 0

**Other: 14**

- Alaska Native/American Indian: 0
- Asian/Pacific Islander: 0
- Black: 8 (57.14%)
- White: 5 (35.72%)
- Hispanic/Latino: 1 (7.14%)

**Result of Stop**

**Verbal warning: 4,614**

- Alaska Native/American Indian: 14 (0.3%)
- Asian/Pacific Islander: 159 (3.45%)
- Black: 1,406 (30.47%)
- White: 2,436 (52.8%)
- Hispanic/Latino: 599 (12.98%)

**Written warning: 283**

- Alaska Native/American Indian: 2 (0.71%)
- Asian/Pacific Islander: 14 (4.95%)
- Black: 86 (30.39%)
- White: 147 (51.94%)
- Hispanic/Latino: 34 (12.01%)

**Citation: 1,405**

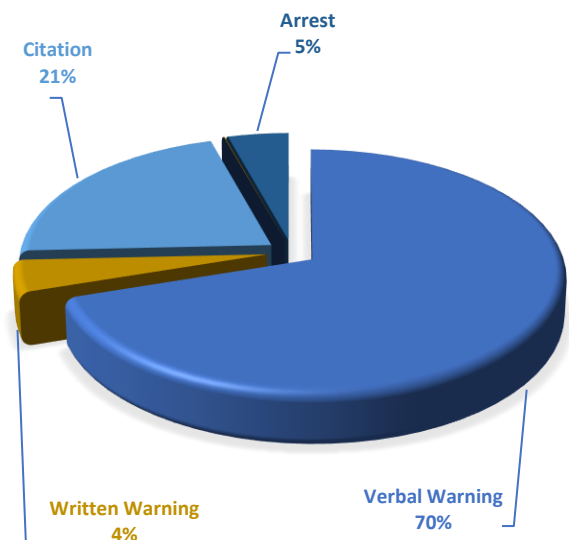
- Alaska Native/American Indian: 4 (0.28%)
- Asian/Pacific Islander: 58 (4.13%)
- Black: 454 (32.31%)
- White: 644 (45.84%)
- Hispanic/Latino: 245 (17.44%)

**Written warning and arrest: 0**

- Alaska Native/American Indian: 0
- Asian/Pacific Islander: 0
- Black: 0
- White: 0
- Hispanic/Latino: 0

**Citation and arrest: 5**

- Alaska Native/American Indian: 0
- Asian/Pacific Islander: 0
- Black: 3 (60%)
- White: 2 (40%)
- Hispanic/Latino: 0



Arrest: **286**

- Alaska Native/American Indian: 1 (0.35%)
- Asian/Pacific Islander: 6 (2.1%)
- Black: 106 (37.06%)
- White: 130 (45.46%)
- Hispanic/Latino: 43 (15.03%)

**Arrest Based On**

Violation of Penal Code: **131**

- Alaska Native/American Indian: 0
- Asian/Pacific Islander: 3 (2.29%)
- Black: 44 (33.59%)
- White: 64 (48.85%)
- Hispanic/Latino: 20 (15.27%)

Violation of Traffic Law: **23**

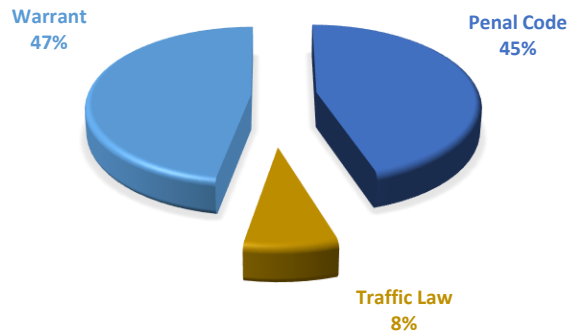
- Alaska Native/American Indian: 0
- Asian/Pacific Islander: 1 (4.35%)
- Black: 8 (34.78%)
- White: 6 (26.09%)
- Hispanic/Latino: 8 (34.78%)

Violation of City Ordinance: **0**

- Alaska Native/American Indian: 0
- Asian/Pacific Islander: 0
- Black: 0
- White: 0
- Hispanic/Latino: 0

Outstanding warrant: **137**

- Alaska Native/American Indian: 1 (0.73%)
- Asian/Pacific Islander: 2 (1.46%)
- Black: 57 (41.61%)
- White: 62 (45.26%)
- Hispanic/Latino: 15 (10.94%)



**Was Physical Force Resulting in Bodily Injury Used**

Yes: 6 (0.09%)

- Alaska Native/American Indian: 0
- Asian/Pacific Islander: 1 (16.67%)
- Black: 3 (50.0%)
- White: 2 (33.33%)
- Hispanic/Latino: 0

No: 6,587 (99.91%)

- Alaska Native/American Indian: 21 (0.32%)
- Asian/Pacific Islander: 236 (3.58%)
- Black: 2,052 (31.15%)
- White: 3,357 (50.96%)
- Hispanic/Latino: 921 (13.99%)



**Number of Complaints of Racial Profiling**

Total: 1

Resulted in disciplinary action: 0

Did not result in disciplinary action: 1

Submitted electronically to the



The Texas Commission on Law Enforcement