

Copperas Cove Police Department



Bias-Based Policing Report 2023



Eddie Wilson
Chief of Police
302 East Avenue E
Copperas Cove, Texas 76522

Racial Profiling Report

Agency Name: Copperas Cove Police Department

Reporting Date: 01/29/2024

Chief Administrator: Eddie Wilson

TCOLE Agency Number: 099201

Agency Contact Information:

Mailing Address:

302 East Avenue E
Copperas Cove, Texas 76522

Phone:

254-547-8222

Email:

ewilson@copperascovetx.gov

By submitting, the chief administrator affirms that the agency has a policy in place in accordance with Texas Code of Criminal Procedure §2.132, and that the policy:

- (1) clearly defines acts constituting racial profiling;
- (2) strictly prohibits peace officers employed by the agency from engaging in racial profiling;
- (3) implements a process by which an individual may file a complaint with the agency if the individual believes that a peace officer employed by the agency has engaged in racial profiling with respect to the individual;
- (4) provides public education relating to the agency's compliment and complaint process, including providing the telephone number, mailing address, and email address to make a compliment or complaint with respect to each ticket, citation, or warning issued by a peace officer;
- (5) requires appropriate corrective action to be taken against a peace officer employed by the agency who, after an investigation, is shown to have engaged in racial profiling in violation of the agency's policy adopted under this article;
- (6) requires collection of information relating to motor vehicle stops in which a ticket, citation, or warning is issued and to arrests made as a result of those stops, including information relating to:
 - (A) the race or ethnicity of the individual detained;
 - (B) whether a search was conducted and, if so, whether the individual detained consented to the search;
 - (C) whether the peace officer knew the race or ethnicity of the individual detained before detaining that individual; and
 - (D) whether the peace officer used physical force that resulted in bodily injury, as that term is defined by Section 1.07, Penal Code, during the stop;
 - (E) the location of the stop; and
 - (F) the reason for the stop; and
- (7) requires the chief administrator of the agency, regardless of whether the administrator is elected, employed, or appointed, to submit an annual report of the information collected under Subdivision (6) to:
 - (A) the Texas Commission on Law Enforcement; and
 - (B) the governing body of each county or municipality served by the agency, if the agency is an agency of a county, municipality, or other political subdivision of the state.

Executed by: Eddie Wilson, Chief of Police

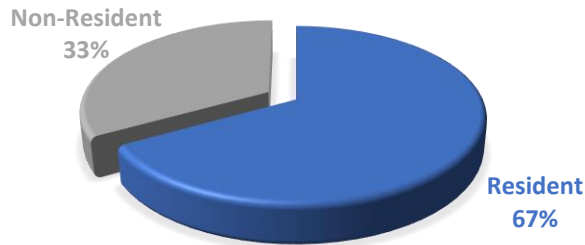
Date: 01/29/2024

Copperas Cove Police Department Motor Vehicle Racial Profiling Information

TOTAL STOPS: 9,955

6,650 (Residents)

3,305 (Non-Residents)



Location of Stop

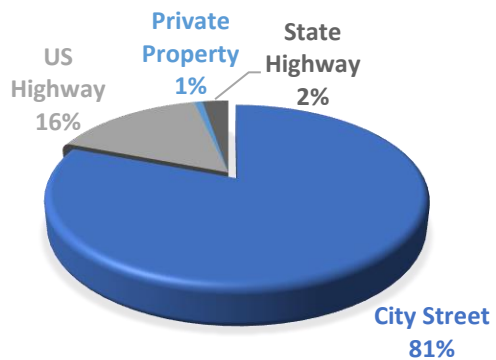
City Street: 8,049

US Highway: 1,560

State Highway: 264

County Road: 0

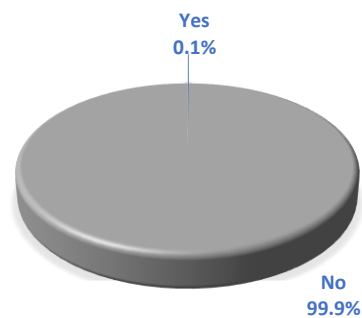
Private Property or Other: 82



Was Race or Ethnicity known prior to Stop

Yes: 10

No: 9,945



Race or Ethnicity

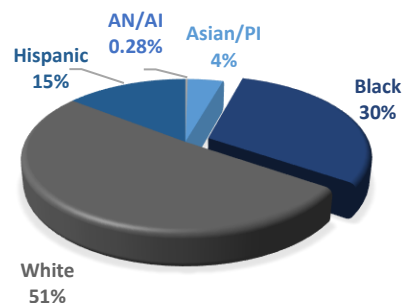
Alaska Native/American Indian: 28

Asian/Pacific Islander: 413

Black: 3,009

White: 5,074

Hispanic/Latino: 1,431



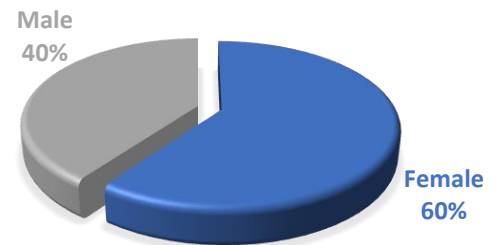
Gender

Female: **5,983**

- Alaska Native/American Indian: 13 (0.22%)
- Asian/Pacific Islander: 235 (3.93%)
- Black: 1,847 (30.87%)
- White: 2,979 (49.79%)
- Hispanic/Latino: 909 (15.19%)

Male: **3,972**

- Alaska Native/American Indian: 15 (0.38%)
- Asian/Pacific Islander: 178 (4.48%)
- Black: 1,162 (29.26%)
- White: 2,095 (52.74%)
- Hispanic/Latino: 522 (13.14%)



Reason for Stop

Violation of law: **155**

- Alaska Native/American Indian: 0
- Asian/Pacific Islander: 7 (4.52%)
- Black: 47 (30.32%)
- White: 86 (55.48%)
- Hispanic/Latino: 15 (9.68%)

Pre-Existing knowledge: **37**

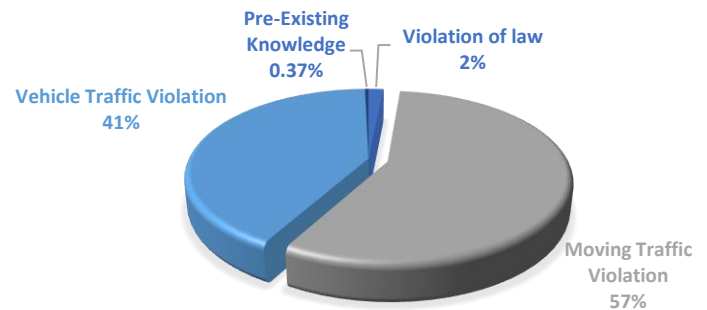
- Alaska Native/American Indian: 0
- Asian/Pacific Islander: 3 (8.11%)
- Black: 7 (18.92%)
- White: 22 (59.46%)
- Hispanic/Latino: 5 (13.51%)

Moving Traffic Violation: **5,639**

- Alaska Native/American Indian: 13 (0.23%)
- Asian/Pacific Islander: 227 (4.03%)
- Black: 1,737 (30.8%)
- White: 2,837 (50.31%)
- Hispanic/Latino: 825 (14.63%)

Vehicle Traffic Violation: **4,124**

- Alaska Native/American Indian: 15 (0.36%)
- Asian/Pacific Islander: 166 (4.03%)
- Black: 1,218 (29.53%)
- White: 2,139 (51.87%)
- Hispanic/Latino: 586 (14.21%)



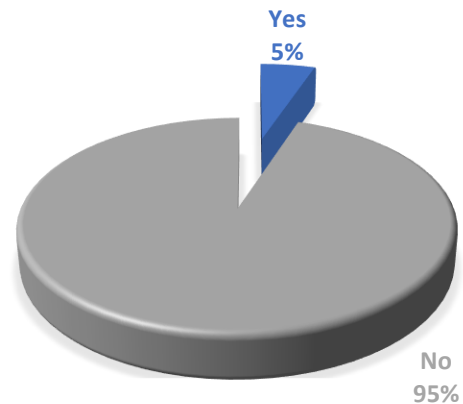
Was a Search Conducted

Yes: **509**

- Alaska Native/American Indian: 1 (0.2%)
- Asian/Pacific Islander: 11 (2.16%)
- Black: 207 (40.67%)
- White: 226 (44.4%)
- Hispanic/Latino: 64 (12.57%)

No: **9,446**

- Alaska Native/American Indian: 27 (0.29%)
- Asian/Pacific Islander: 402 (4.26%)
- Black: 2,802 (29.66%)
- White: 4,848 (51.32%)
- Hispanic/Latino: 1,367 (14.47%)



Reason for Search

Consent: **111**

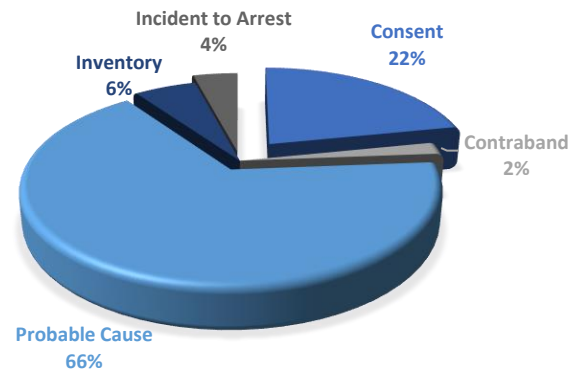
- Alaska Native/American Indian: 0
- Asian/Pacific Islander: 2 (1.8%)
- Black: 25 (22.52%)
- White: 71 (63.96%)
- Hispanic/Latino: 13 (11.71%)

Contraband: **10**

- Alaska Native/American Indian: 0
- Asian/Pacific Islander: 0 (9.09%)
- Black: 4 (40%)
- White: 4 (40%)
- Hispanic/Latino: 2 (20%)

Probable cause: **338**

- Alaska Native/American Indian: 1 (0.3%)
- Asian/Pacific Islander: 5 (1.48%)
- Black: 161 (47.63%)
- White: 133 (39.35%)
- Hispanic/Latino: 42 (12.43%)



Inventory: **29**

- Alaska Native/American Indian: 0
- Asian/Pacific Islander: 4 (13.79%)
- Black: 10 (34.48%)
- White: 9 (31.03%)
- Hispanic/Latino: 6 (20.69%)

Incident to arrest: **21**

- Alaska Native/American Indian: 0
- Asian/Pacific Islander: 0
- Black: 9 (42.86%)
- White: 11 (52.38%)
- Hispanic/Latino: 1 (4.76%)

Was Contraband Discovered

Yes: **269**


- Alaska Native/American Indian: 1 (0.37%)
- Asian/Pacific Islander: 6 (2.23%)
- Black: 111 (41.26%)
- White: 123 (45.72%)
- Hispanic/Latino: 28 (10.41%)

Did the Finding Result in Arrest

- | | |
|------------------|-----------------|
| Yes: 1 (100%) | No: 0 |
| Yes: 6 (100%) | No: 0 |
| Yes: 60 (54.05%) | No: 51 (45.95%) |
| Yes: 65 (52.85%) | No: 58 (47.15%) |
| Yes: 15 (53.57%) | No: 13 (46.43%) |

No: **240**

- Alaska Native/American Indian: 0
- Asian/Pacific Islander: 5 (2.08%)
- Black: 96 (40%)
- White: 103 (42.92%)
- Hispanic/Latino: 36 (15%)



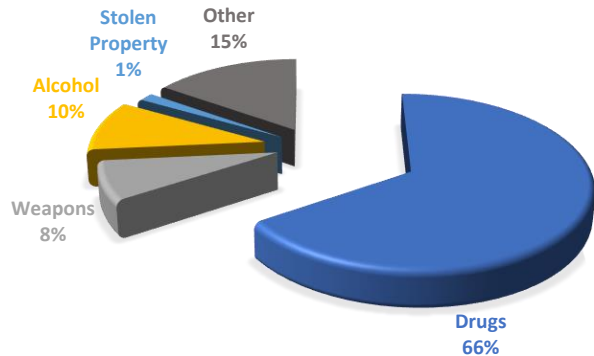
Description of Contraband

Drugs: **216**

- Alaska Native/American Indian: 0
- Asian/Pacific Islander: 3 (1.39%)
- Black: 92 (42.59%)
- White: 101 (46.76%)
- Hispanic/Latino: 20 (9.26%)

Currency: **0**

- Alaska Native/American Indian: 0
- Asian/Pacific Islander: 0
- Black: 0
- White: 0
- Hispanic/Latino: 0



Weapons: **25**

- Alaska Native/American Indian: 0
- Asian/Pacific Islander: 2 (8%)
- Black: 14 (56%)
- White: 7 (28%)
- Hispanic/Latino: 2 (8%)

Alcohol: **32**

- Alaska Native/American Indian: 1 (3.13%)
- Asian/Pacific Islander: 1 (3.13%)
- Black: 9 (28.13%)
- White: 18 (56.25%)
- Hispanic/Latino: 3 (9.38%)

Stolen Property: 5

- Alaska Native/American Indian: 0
- Asian/Pacific Islander: 0
- Black: 1 (20%)
- White: 2 (40%)
- Hispanic/Latino: 2 (40%)

Other: 50

- Alaska Native/American Indian: 0
- Asian/Pacific Islander: 2 (4%)
- Black: 18 (36%)
- White: 20 (40%)
- Hispanic/Latino: 10 (20%)

Result of Stop

Verbal warning: 6,904

- Alaska Native/American Indian: 20 (0.29%)
- Asian/Pacific Islander: 297 (4.3%)
- Black: 2,068 (29.95%)
- White: 3,569 (51.69%)
- Hispanic/Latino: 950 (13.76%)

Written warning: 448

- Alaska Native/American Indian: 1 (0.22%)
- Asian/Pacific Islander: 17 (3.79%)
- Black: 120 (26.79%)
- White: 233 (52.01%)
- Hispanic/Latino: 77 (17.19%)

Citation: 2,273

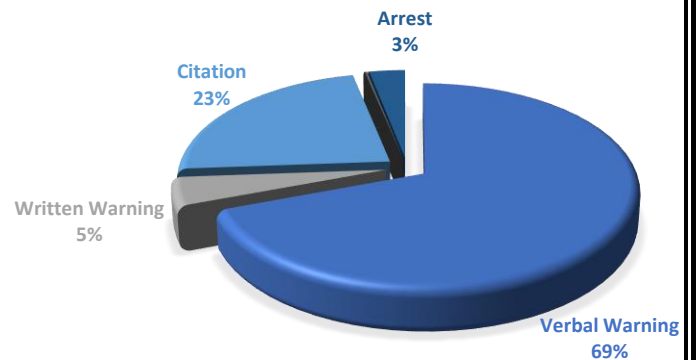
- Alaska Native/American Indian: 6 (0.26%)
- Asian/Pacific Islander: 85 (3.74%)
- Black: 699 (30.75%)
- White: 1131 (49.76%)
- Hispanic/Latino: 352 (15.49%)

Written warning and arrest: 0

- Alaska Native/American Indian: 0
- Asian/Pacific Islander: 0
- Black: 0
- White: 0
- Hispanic/Latino: 0

Citation and arrest: 21

- Alaska Native/American Indian: 0
- Asian/Pacific Islander: 0
- Black: 6 (28.57%)
- White: 11 (52.38%)
- Hispanic/Latino: 4 (19.05%)



Arrest: 330

- Alaska Native/American Indian: 1 (0.3%)
- Asian/Pacific Islander: 14 (4.24%)
- Black: 122 (36.97%)
- White: 141 (42.73%)
- Hispanic/Latino: 52 (15.76%)

Arrest Based On

Violation of Penal Code: 154

- Alaska Native/American Indian: 1 (0.65%)
- Asian/Pacific Islander: 8 (5.19%)
- Black: 66 (42.86%)
- White: 55 (35.71%)
- Hispanic/Latino: 24 (15.58%)

Violation of Traffic Law: 13

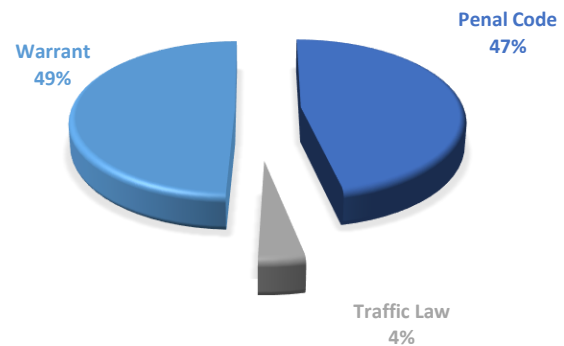
- Alaska Native/American Indian: 0
- Asian/Pacific Islander: 0
- Black: 3 (23.08%)
- White: 7 (53.85%)
- Hispanic/Latino: 3 (23.08%)

Violation of City Ordinance: 0

- Alaska Native/American Indian: 0
- Asian/Pacific Islander: 0
- Black: 0
- White: 0
- Hispanic/Latino: 0

Outstanding warrant: 163

- Alaska Native/American Indian: 0
- Asian/Pacific Islander: 6 (3.68%)
- Black: 53 (32.52%)
- White: 79 (48.47%)
- Hispanic/Latino: 25 (15.34%)



Was Physical Force Resulting in Bodily Injury Used

Yes: 4 (0.04%)

- Alaska Native/American Indian: 0
- Asian/Pacific Islander: 0
- Black: 1 (25%)
- White: 2 (50%)
- Hispanic/Latino: 1 (25%)

No: 9,951 (99.96%)

- Alaska Native/American Indian: 28 (0.28%)
- Asian/Pacific Islander: 413 (4.15%)
- Black: 3,008 (30.23%)
- White: 5,072 (50.97%)
- Hispanic/Latino: 1,430 (14.37%)

Number of Complaints of Racial Profiling

Total: 3

Resulted in disciplinary action: 0

Did not result in disciplinary action: 3

Submitted electronically to the



The Texas Commission on Law Enforcement